

1H2014 RESULTS

August 2014



DISCLAIMER

This presentation on no account should be considered as a (i) service of financial analysis, (ii) investment recommendation (iii) or advice of any type, (iv) nor does it aim to offer any kind of financial product or service. The information contained in this presentation is general and does not reveal all the risks or other material factors. Before entering into any transaction, potential investors must ensure that they fully understand the terms of the securities/transactions and the risks inherent in them, considering (i) the information submitted to the Comisión Nacional del Mercado de Valores www.cnmv.es (not the information contained in this presentation) and (ii) having taken appropriate professional or other advice.

Ibercaja Banco cautions that this presentation might contain forward-looking statements. While these statements represent our judgement and future expectations concerning the development of our business, a number of risks, uncertainties and other important factors could cause actual developments and results that differ materially from our expectations. It is expressly remarked here that no information herein contained should be taken as a guarantee of future performance or results.

The content in this presentation is regulated by the Spanish law applicable at time of writing, and it is not addressed to any person or legal entity located in any other jurisdiction (particularly USA or UK). For this reason it may not necessarily comply with the prevailing rules or legal requirements as required in other jurisdictions.

Neither Ibercaja nor other persons shall be liable for any direct, indirect, special, incidental, consequential, punitive or exemplary damages, including lost profits arising in any way from the information contained in this communication.

Any price(s) or value(s) are provided as of the date or time indicated and no representation is made that any trade can be executed at these prices or values. In addition, Ibercaja has no obligation to update any information contained herein.

This marketing communication is not intended for distribution to any kind of investors in the U.S.A., nor retail clients in the UK under any circumstances. Information set out on the presentation has come from a variety of sources, which Ibercaja considers to be reliable and have been chosen by Ibercaja with due diligence and reasonable care. Ibercaja does not provide any guarantee or warranty in respect of the accuracy, completeness, up-to-datedness, or quality as well as the availability at any time of the data and other information provided on the presentation. Any views, statements or representations provided for on this presentation do not necessarily reflect the opinion of Ibercaja.

Under no circumstances, including negligence, shall Ibercaja be liable for any DIRECT, INDIRECT, INCIDENTAL, SPECIAL or CONSEQUENTIAL DAMAGES, or LOST PROFITS that result from the reliance by a recipient on any information obtained from this presentation.





RESULTS HIGHLIGHTS

COMMERCIAL ACTIVITY

ASSET QUALITY, LIQUIDITY AND SOLVENCY

1H2014 RESULTS

CAJATRES INTEGRATION AND OTHER MILESTONES





RESULTS HIGHLIGHTS

- **Significant improvement in commercial activity: 5% YoY growth in retail funds driven by off-balance sheet funds (+12% YoY). Deleveraging still taking place but first positive signs of growth in credit demand, especially in corporate/SME and consumer with good geographical diversification**
- **Solid balance sheet: Second consecutive quarter with falling NPLs and strong momentum in asset sales. Good liquidity position and significant improvement in solvency ratios**
- **Positive dynamics in P&L: Net interest margin stabilises as loan portfolio has fully repriced to historical low interest rates and cost of retail funding continues to decline. Sound performance of net fee income driven by non banking commissions (+17% YoY). Total operating expenses (ex. restructuring charges) decrease 13%. Adjusted pre-provision profit increases 38% YoY. After strong provisioning effort in 2013, provisions fall 59% YoY, to more normalised levels. Net profit of €323mm**
- **Cajatres integration fully on track**





RESULTS HIGHLIGHTS

COMMERCIAL ACTIVITY

ASSET QUALITY, LIQUIDITY AND SOLVENCY

1H2014 RESULTS

CAJATRES INTEGRATION AND OTHER MILESTONES



RETAIL FUNDS

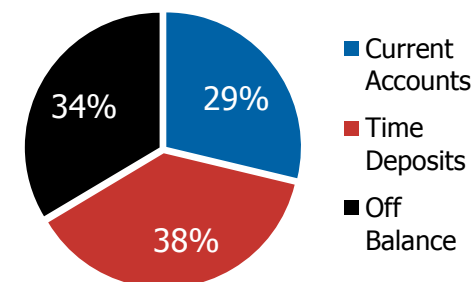
Total Retail Funds (€mm)*

| | 1H13** | 2H13 | 1H14 | YoY | YTD |
|---------------------------------------|---------------|---------------|---------------|--------------|-------------|
| Current Accounts | 13,739 | 13,684 | 13,752 | 0.1% | 0.5% |
| Time Deposits | 17,326 | 17,753 | 18,002 | 3.9% | 1.4% |
| REPO | 36 | 36 | 35 | -3.4% | -3.0% |
| On Balance Sheet Retail Funds | 31,101 | 31,473 | 31,788 | 2.2% | 1.0% |
| Mutual funds | 5,842 | 6,362 | 7,099 | 21.5% | 11.6% |
| Pension funds | 2,808 | 3,030 | 3,156 | 12.4% | 4.2% |
| Insurance | 5,347 | 5,482 | 5,603 | 4.8% | 2.2% |
| Others | 328 | 240 | 206 | -37.1% | -14.0% |
| Off-Balance Sheet Retail Funds | 14,325 | 15,114 | 16,064 | 12.1% | 6.3% |
| Total Retail Funds | 45,425 | 46,586 | 47,853 | 5.3% | 2.7% |

* Commercial network distribution

** Pro-forma information for comparison purposes

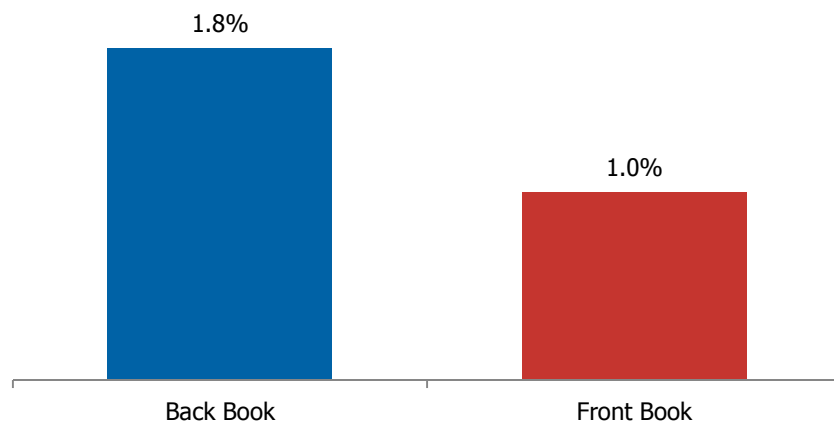
Retail Funding mix (1H14)



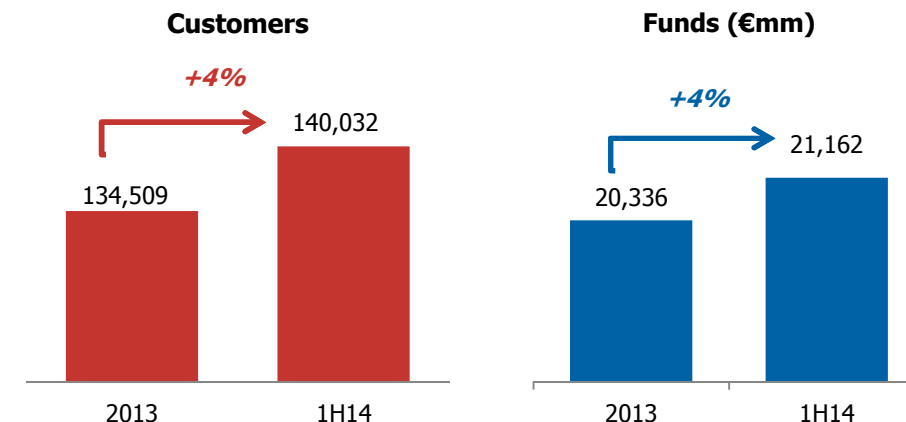
- Sound increase of 5% in total retail funds lead by a **12% YoY growth in off-balance sheet retail funds**
 - Ibercaja Gestión reaches €6,000mm for the first time with new customer funds of €550mm
- Cost efficient and stable retail funding mix with a **high share of current accounts and off-balance sheet funds**

RETAIL FUNDS

— Back Book/Front Book: Time Deposits (1H14) —



— Personal Banking: Funds and customers —



- **Pricing dynamics:** With current pricing around 1%, the repricing of time deposits represents a significant revenue opportunity for the next 18 months
- **Strong growth in personal banking**
 - The volume in managed accounts increases over 70% YoY

CUSTOMER LOANS

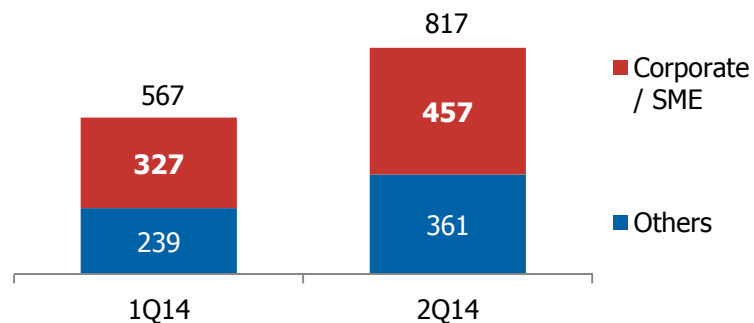
| Total Customer Loans (DRC, €mm) | | | | | |
|---------------------------------|---------------|---------------|---------------|--------------|--------------|
| | 1H13* | 2H13 | 1H14 | YoY | YTD |
| Loan to individuals | 28,569 | 27,284 | 26,745 | -6.4% | -2.0% |
| Residential Mortgages | 25,945 | 25,016 | 24,399 | -6.0% | -2.5% |
| Consumer and others | 2,623 | 2,267 | 2,347 | -10.5% | 3.5% |
| Loan to businesses | 11,284 | 10,977 | 10,458 | -7.3% | -4.7% |
| RED & Construction | 3,947 | 3,791 | 3,545 | -10.2% | -6.5% |
| Corporate / SME | 7,337 | 7,186 | 6,914 | -5.8% | -3.8% |
| Gross Customer loans | 39,853 | 38,261 | 37,204 | -6.6% | -2.8% |

* Pro-forma information for comparison purposes

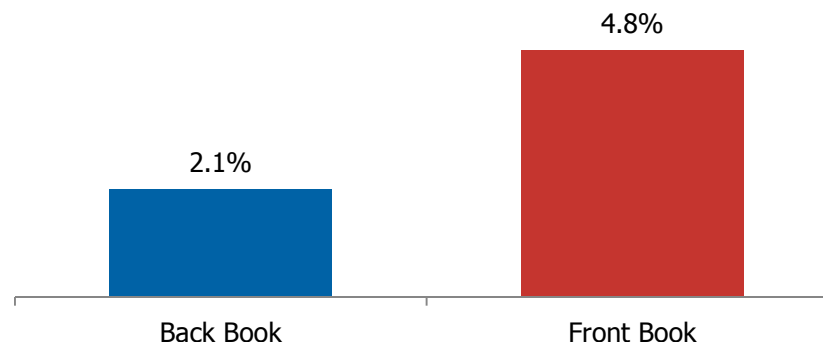
- **Deleveraging still taking place** with a 3% fall in customer loans, in line with sector average
 - RED & Construction falls 10% YoY and represents less than 10% of gross customer loans
 - 4% YTD growth in consumer and others
- **The loan book should stabilise in the coming quarters**

CUSTOMER LOANS

New Loan Production (€mm)



Back Book / Front Book Analysis



- **New loan production:** Clear positive signs during the 2Q, specially in corporate/SME
 - ▶ Corporate/SME close to 60% of new loan production
 - ▶ Increase of 20% YoY in number of loans operations to corporate/SME and over 80% YoY in operations related to import/export activities
- **Pricing dynamics:** New loan production with significantly better prices than our back book in all the business segments
- **Geographic diversification:** Thanks to Ibercaja well established expansion, 42% of the new loan production comes from our growth markets (Madrid + Mediterranean Basin). Ibercaja home regions represent 45% of the new loan production



RESULTS HIGHLIGHTS

COMMERCIAL ACTIVITY

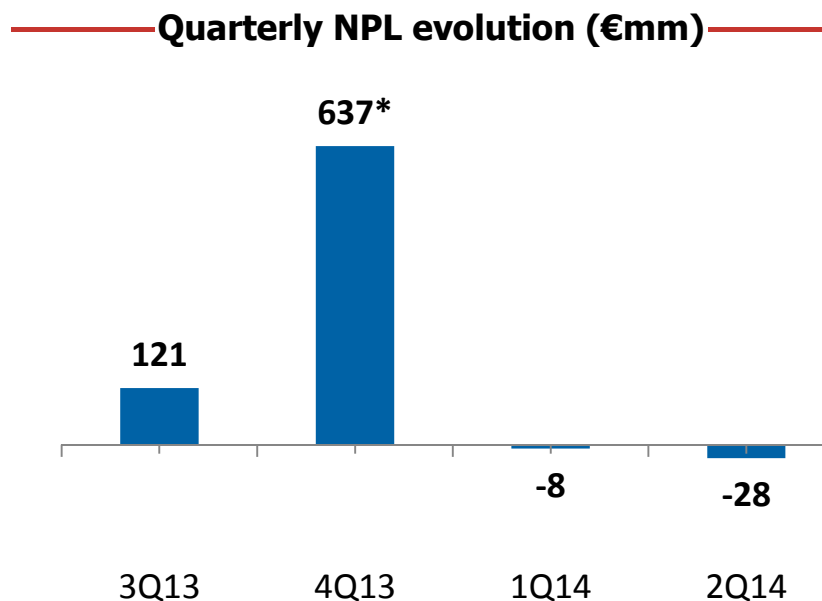
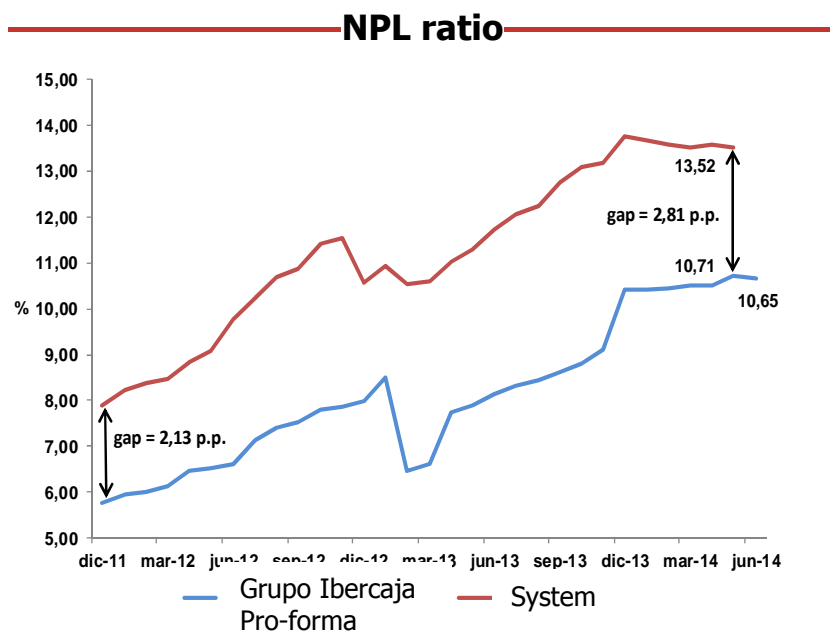
ASSET QUALITY, LIQUIDITY AND SOLVENCY

1H2014 RESULTS

CAJATRES INTEGRATION AND OTHER MILESTONES



ASSET QUALITY



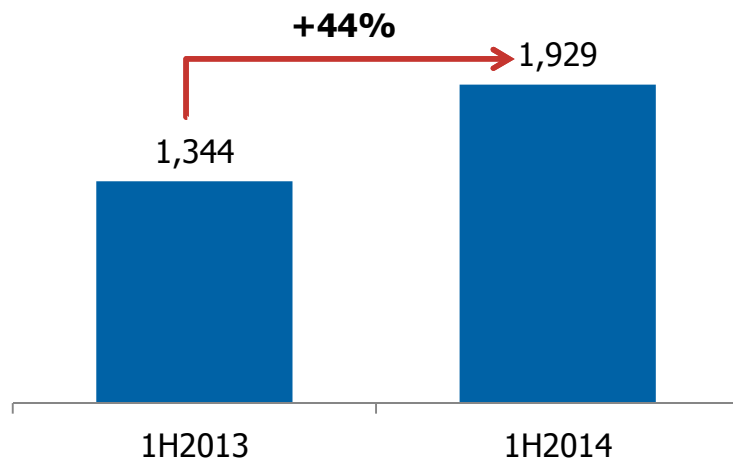
■ **Second consecutive quarter showing a decline in NPL**

- ▶ NPL ratio of 10.65%, significantly lower than the sector. Mortgage NPL ratio is 3.68%, one of the lowest in the Spanish financial sector
- ▶ NPL coverage ratio of 56%

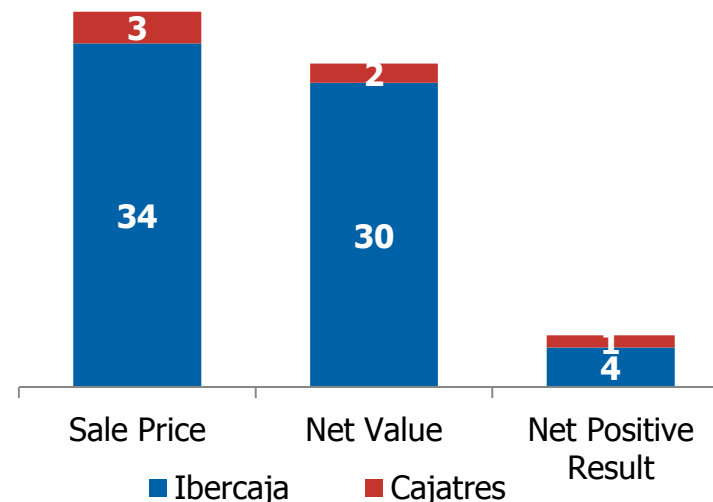
* Includes €396mm refinanced operations clean up

ASSET QUALITY

— No. of units sold* —



— Foreclosed real estate asset sales (€mm) —

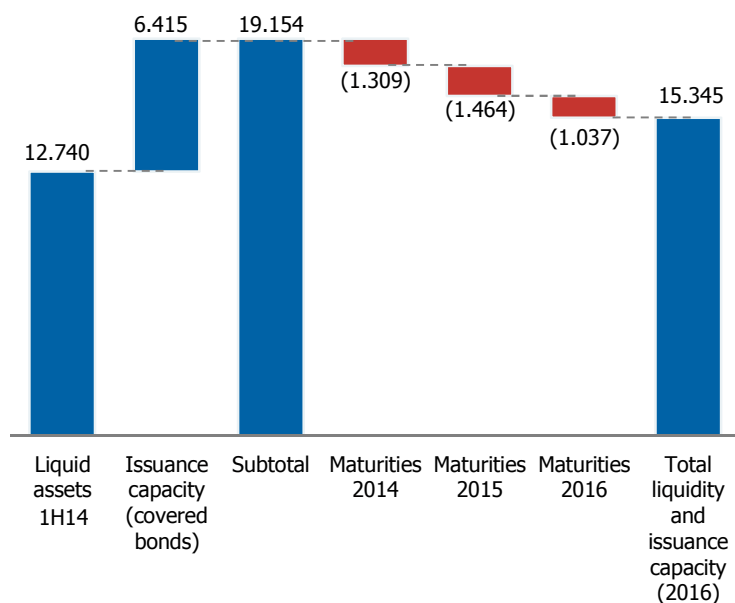


- **REO coverage ratio improves to 50%. Net REO exposure represents less than 1.5% of total assets**
- **Strong momentum in real estate asset sales, with over 1,900 units sold* during the quarter, an increase of 44% YoY in the semester**
 - ▣ REO sales with positive net results of €5mm

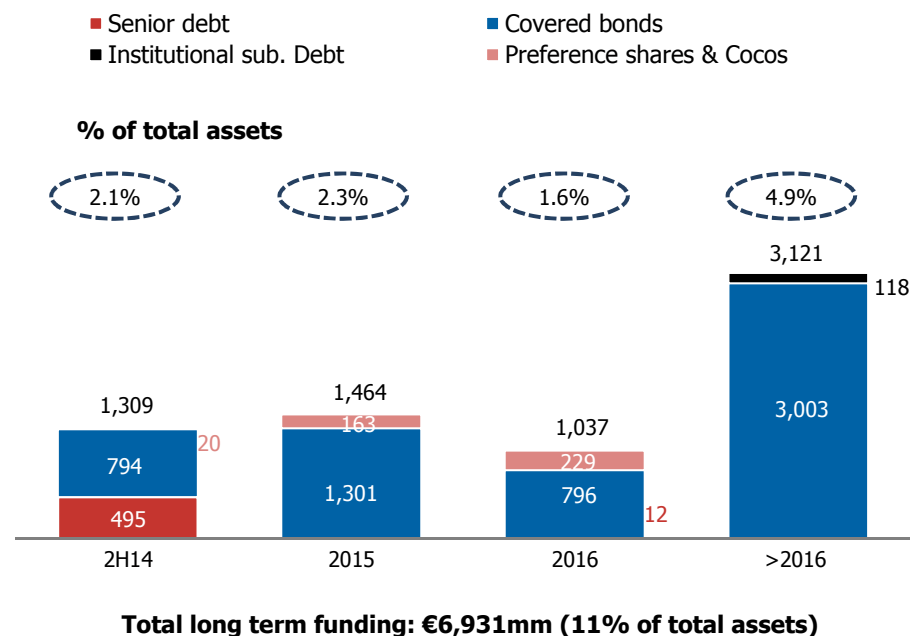
*Includes REO + R.E. developers

LIQUIDITY

Liquidity position (2014-16, €mm)



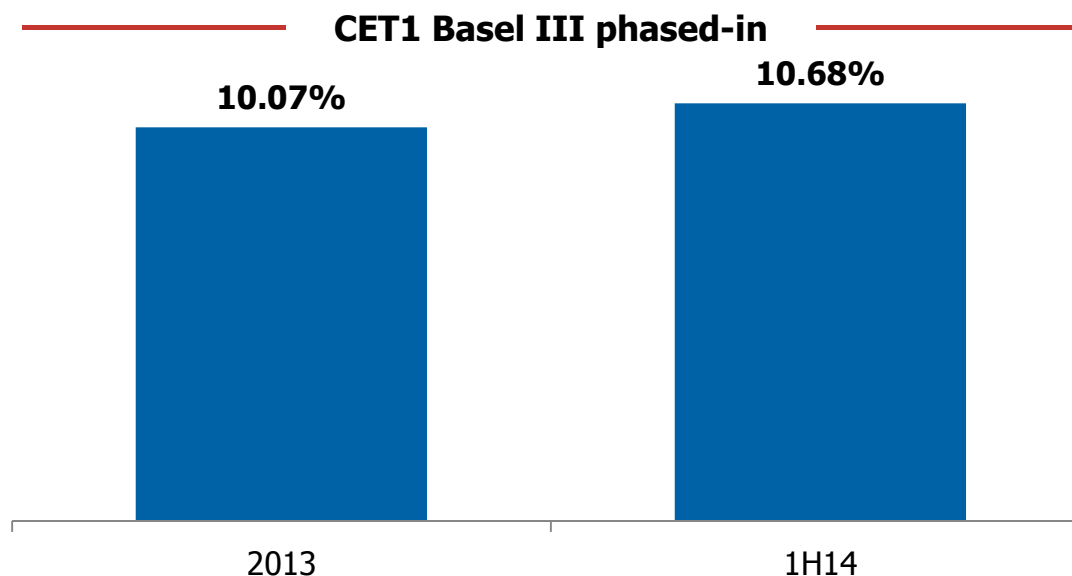
Adequate L/T Maturity Diversification



■ Grupo Ibercaja benefits from a comfortable liquidity position

- Liquid assets stood at over €12,700mm which represent 20% of the total assets
- The LTD ratio stands at 96%
- Maturities are well diversified, with no significant concentration
- Ibercaja could take up to €900mm on ECB TLTRO (1st and 2nd round)

SOLVENCY



- **Solvency ratios improve significantly in the semester**
- Over the last years, Ibercaja has made a strong effort in provisioning and acquired Cajatres while maintaining adequate solvency without:
 - ▶ Issuing equity
 - ▶ Requiring direct public aid
 - ▶ Selling Strategic Assets (100% owned Financial Group)
 - ▶ Performing burden sharing with clients



RESULTS HIGHLIGHTS

COMMERCIAL ACTIVITY

ASSET QUALITY, LIQUIDITY AND SOLVENCY

1H2014 RESULTS

CAJATRES INTEGRATION AND OTHER MILESTONES



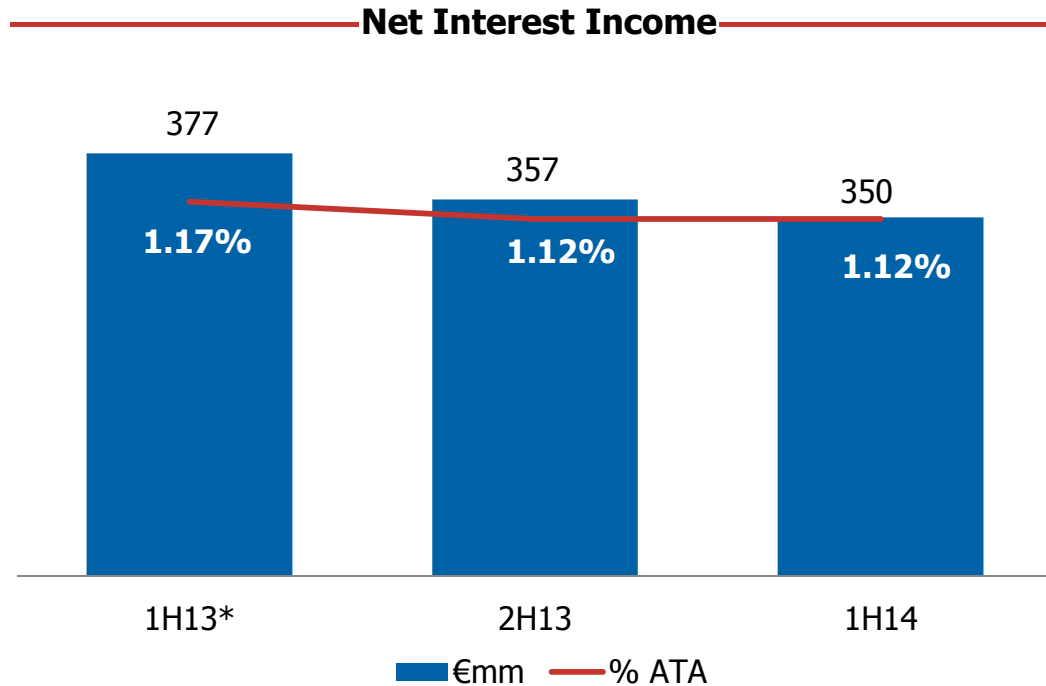
1H2014 RESULTS

| €mm | 1H13* | 2H13 | 1H14 | YoY | YTD |
|--|------------|------------|------------|-------------|-------------|
| Net interest income | 377 | 357 | 350 | -7% | -2% |
| Net fee income | 145 | 155 | 155 | 7% | 0% |
| - o/w Non-banking Commissions | 62 | 71 | 72 | 17% | 1% |
| Return on financial operations | 168 | 60 | 424 | 152% | 611% |
| Other operating inc. / exp. (net) | -31 | -22 | -16 | -51% | -30% |
| Gross operating income | 659 | 550 | 914 | 39% | 66% |
| Recurring operating expenses | -369 | -351 | -322 | -13% | -8% |
| Extraordinary expenses ** | -18 | 0 | -33 | n/m | n/m |
| Other gains and losses | 2 | 13 | 5 | 140% | -61% |
| Pre provision profit | 274 | 211 | 564 | 106% | 167% |
| Total provisions | -254 | -302 | -103 | -59% | -66% |
| Profit before taxes | 20 | -90 | 460 | n/m | n/m |
| Taxes | 0 | -44 | 137 | n/m | n/m |
| Minorities | -1 | -2 | 0 | n/m | n/m |
| Net profit attributable to shareholders | 20 | -45 | 323 | n/m | n/m |

* Pro-forma information for comparison purposes

** Related to redundancy procedure (ERE)

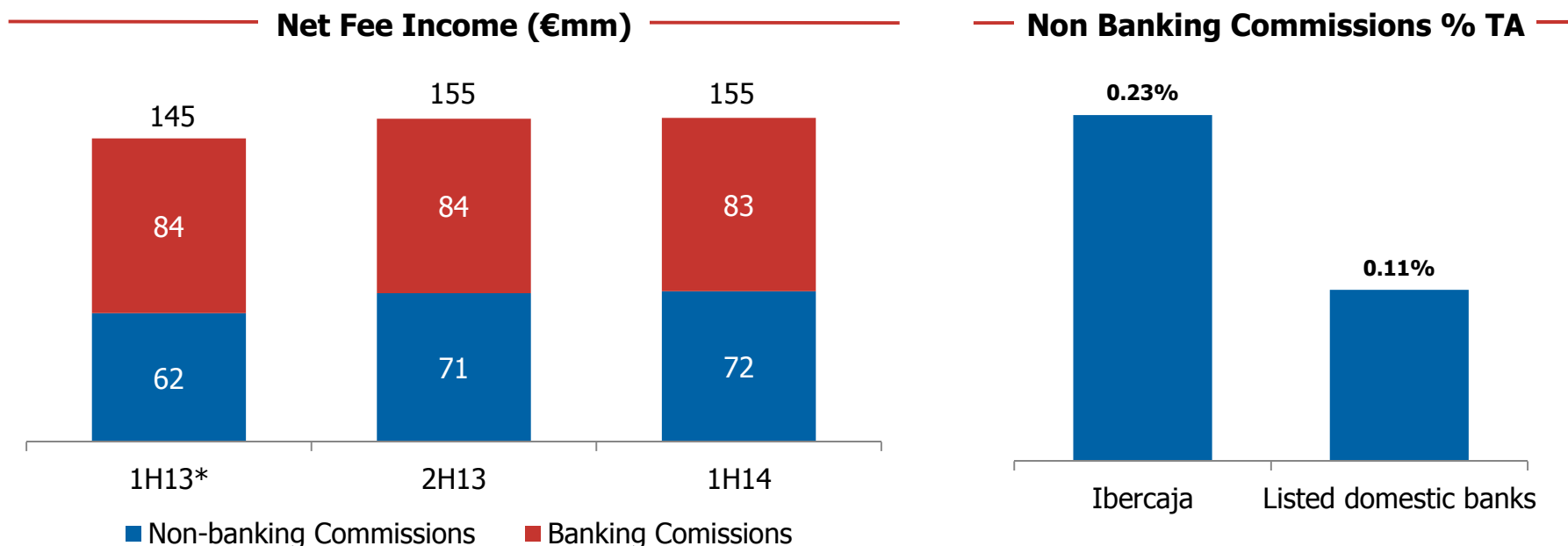
NET INTEREST INCOME



- **Net interest income stabilises in the semester after the loan portfolio has been fully repriced at historic low levels**
 - The credit demand pick-up and the repricing of time deposits will impact positively in coming quarters

* Pro-forma information for comparison purposes

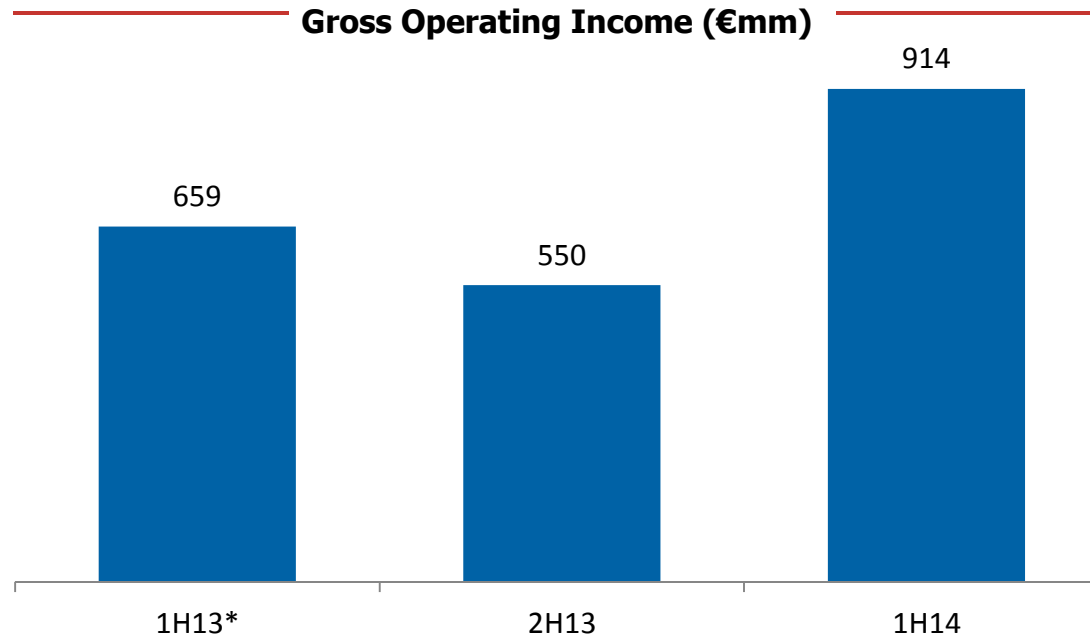
NET FEE INCOME



- **Sound growth in net fee income (+7% YoY) mainly related to non banking commissions (+17%)**
 - ▣ Non-banking Commissions as % of total assets significantly higher than listed domestic banks thanks to 100% control of financial group
 - ▣ Stable banking commissions in spite of lower activity levels

* Pro-forma information for comparison purposes

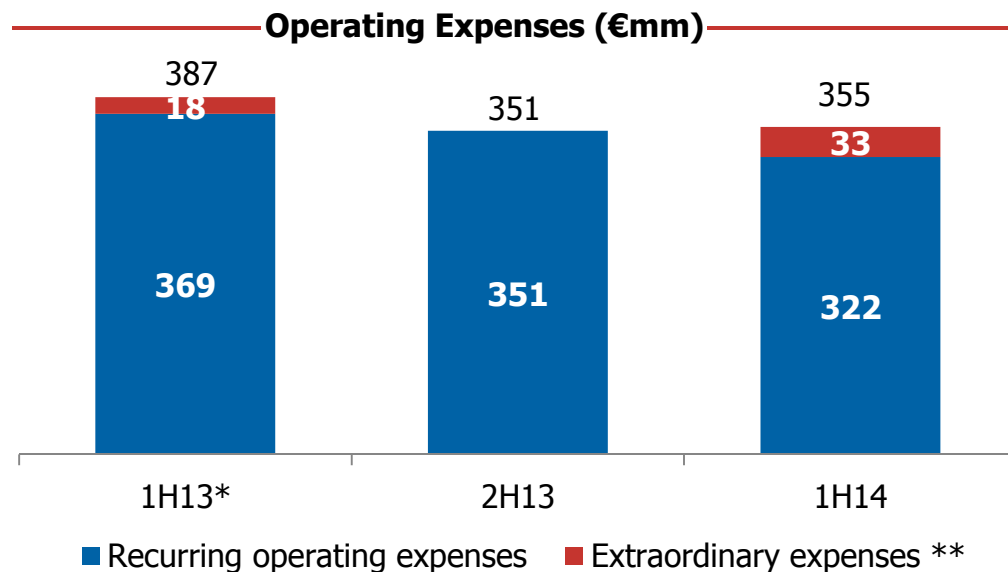
GROSS OPERATING INCOME



- **Strong improvement in gross operating income related to extraordinary returns on financial operations and net fee income**

** Pro-forma information for comparison purposes*

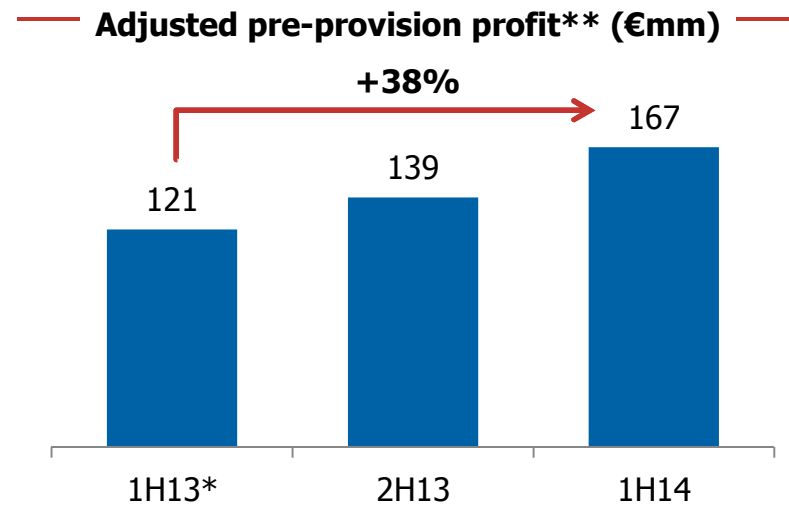
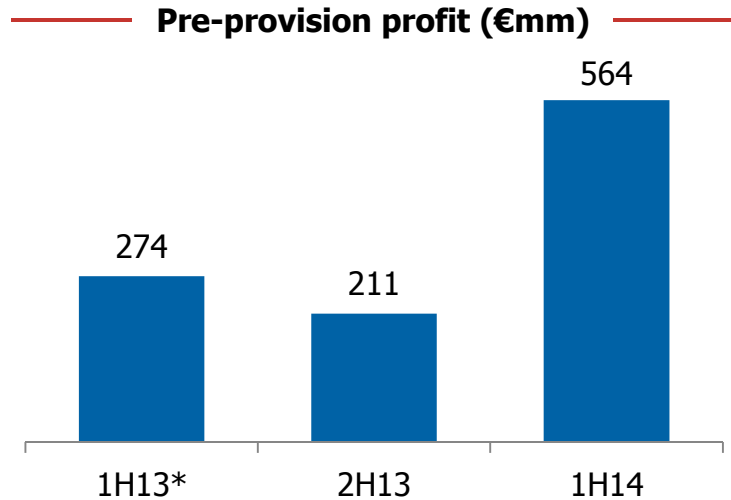
OPERATING EXPENSES



- **Total operating expenses decrease 8% YoY. Excluding extraordinary items, total operating expenses drop 13%**
- **More savings expected in coming quarters:**
 - ▶ New redundancy plan approved in May 2014 with up to 375 layoffs (close to 6% of the total workforce). The total costs related to this plan have already been included in 1H14 results
 - ▶ Further adjustment in Aragon branches due to significant geographical overlap in Ibercaja and Cajatres networks
 - ▶ Additional progress in central services and technological platform integration

* Pro-forma information for comparison purposes
** Related to redundancy procedure (ERE)

PRE-PROVISION PROFIT



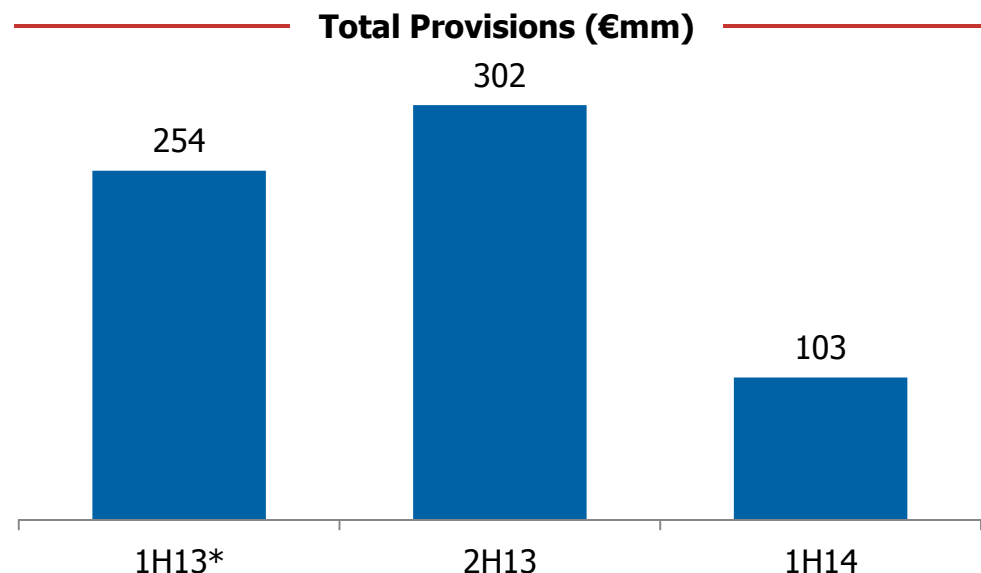
■ Strong improvement in adjusted pre-provision profits**

- This trend should continue in coming quarters as revenues improve and new efficiency measures are implemented

*Pro-forma information for comparison purposes

** Excluding ROF, non recurrent costs and other gain and losses

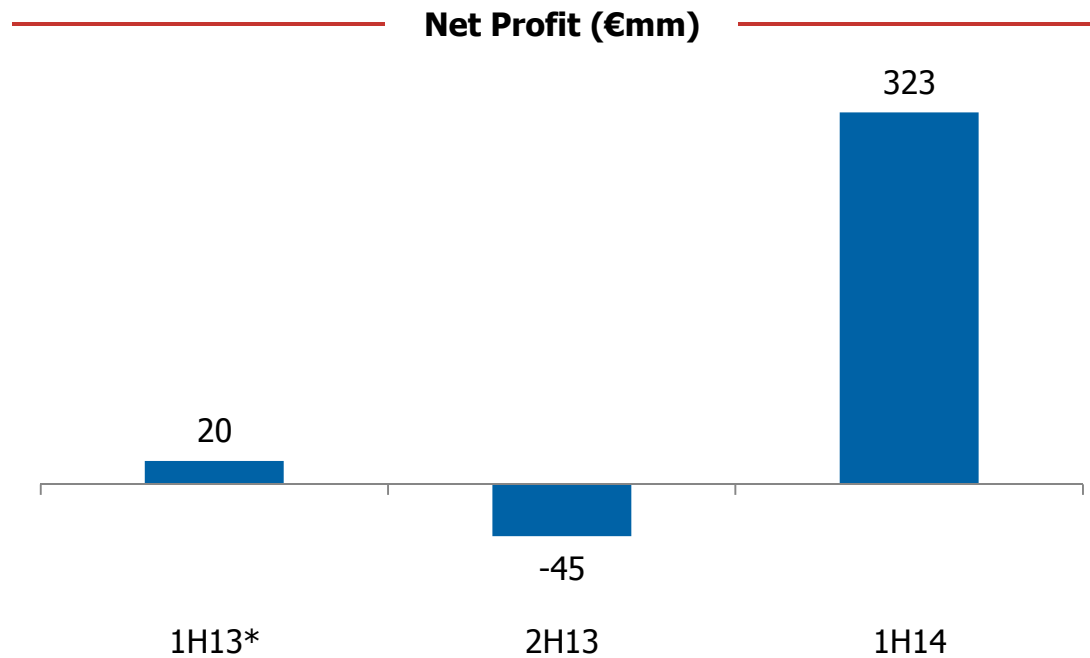
PROVISIONS



- **After strong provisioning in 2013, total provisions fall significantly in 1H2014 to more normalised levels**
 - ▣ Ibercaja (standalone) has done a strong provisioning effort in the last 5 years, with €3,000mm in provisions (9% of the gross loan portfolio in 2008)
 - ▣ Cajatres, after the transfer of most problematic real estate loans and assets to SAREB, has a significantly lower risk profile and has increased its provisioning levels.

* Pro-forma information for comparison purposes

NET PROFIT



- **Strong increase in net profits after two semesters with extraordinary headwinds**

** Pro-forma information for comparison purposes*





RESULTS HIGHLIGHTS

COMMERCIAL ACTIVITY

ASSET QUALITY, LIQUIDITY AND SOLVENCY

1H2014 RESULTS

**CAJATRES INTEGRATION AND OTHER
MILESTONES**





CAJATRES INTEGRATION AND OTHER MILESTONES

■ Final steps of Cajatres integration

- ▶ Adjustments required by Troika to Cajatres already implemented
- ▶ The legal and technological integration of Cajatres into Ibercaja Banco will be completed by 4Q14
- ▶ No legal limitations (credit growth, dividends, M&A activity...) apply to Ibercaja due to Cajatres integration

The Cajatres acquisition is an important opportunity for Ibercaja as it reinforces our position in our home market, allows us to increase our size in a rapidly consolidating market and creates strong cost and revenue synergies prospects

- On June 2014 the creation of **Fundación Bancaria Ibercaja** was approved. Its main goals will be the promotion and implementation of social and cultural works, and the administration of the stake in Ibercaja Banco. The assets of the Foundation amount to €2,700mm and are constituted by its participation in the bank (an 87.8% stake), real estate property related to the social work and treasury
 - ▶ The Foundation will be legally created before year end
 - ▶ The foundation, by law, has to reduce its stake below 50% no later than 2018





Grupo iberCaja



iberCaja 

