

CREDIT OPINION

8 April 2024

Update

✓ Send Your Feedback

RATINGS

Ibercaja Banco SA

Domicile	ZARAGOZA, Spain
Long Term CRR	A2
Type	LT Counterparty Risk Rating - Fgn Curr
Outlook	Not Assigned
Long Term Debt	Baa1
Type	Senior Unsecured - Dom Curr
Outlook	Stable
Long Term Deposit	Baa1
Type	LT Bank Deposits - Fgn Curr
Outlook	Stable

Please see the [ratings section](#) at the end of this report for more information. The ratings and outlook shown reflect information as of the publication date.

Contacts

Alberto Postigo +34.91.768.8230
VP-Sr Credit Officer
alberto.postigoperez@moodys.com

Pablo Alvarado +33.1.5330.3352
Andonegui
Sr Ratings Associate
pablo.alvaradoandonegui@moodys.com

Maria Vinuela +34.91.768.8237
VP-Senior Analyst
maria.vinuela@moodys.com

Maria Cabanyes +34.91.768.8214
Senior Vice President
maria.cabanyes@moodys.com

CLIENT SERVICES

Ibercaja Banco SA

Update following rating upgrade

Summary

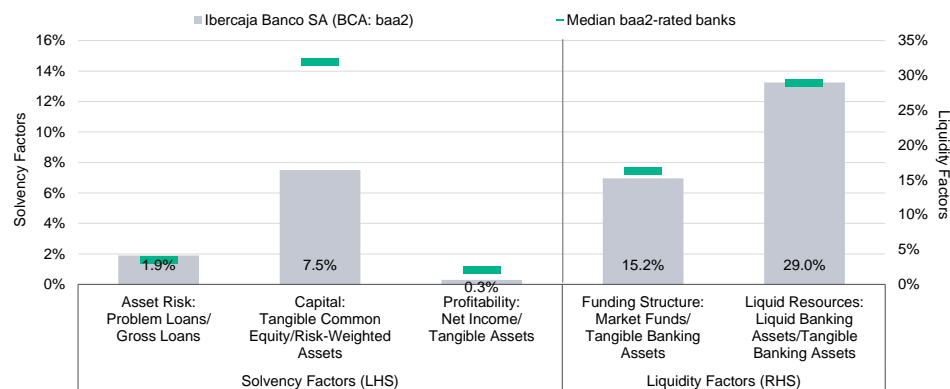
On 19 March, we upgraded [Ibercaja Banco SA's](#) (Ibercaja) long-term deposit and senior unsecured debt ratings to Baa1 from Baa2, with a stable outlook on both ratings.

The upgrade of Ibercaja's long-term deposit and senior unsecured debt ratings to Baa1 reflects the bank's Baseline Credit Assessment (BCA) of baa2; one notch of rating uplift for both instruments under our Advanced Loss Given Failure (LGF) analysis; and our assessment of a low probability of support from the [Government of Spain](#) (Baa1 positive), which leads to no uplift.

Ibercaja's BCA of baa2 reflects its strong market position in its home region (Aragon, Spain), which supports stable and recurrent earnings; improved asset-quality metrics after substantial balance-sheet de-risking in recent years; and a sound funding profile, supported by a large and stable customer deposit base. The BCA also takes into account the bank's modest capital position, although its solvency has improved following access to a reserve fund to cover potential capital shortfalls; and its modest recurring profitability despite recent improvement. The ratings incorporate our expectation of a moderate increase in problem loans amid pressures on debt affordability from the high interest rates, high cost of living and economic growth deceleration.

Exhibit 1

Rating Scorecard - Key financial ratios



Source: Moody's Ratings

Credit strengths

- » Strong market position in its home region, which supports stable and recurring earnings
- » Improved asset quality following substantial balance-sheet de-risking
- » Recapitalisation fund constituted by Ibercaja's main owner, which will provide access to additional capital if needed
- » Solid funding profile, underpinned by a large and granular customer deposit base

Credit challenges

- » Likely deterioration in asset quality amid a rising debt burden, high cost of living and economic growth deceleration
- » Profitability to remain modest despite tailwinds from rising interest rates
- » Modest capital position, weighed down by a large volume of deferred tax assets (DTA)

Outlook

The stable outlook on Ibercaja's long-term deposit and senior unsecured debt ratings reflects our view that the bank's expected credit performance over the next 12-18 months, which assumes a moderate increase in problem loans and strengthening of earnings, is already captured in the current ratings.

Factors that could lead to an upgrade

Ibercaja's BCA could be upgraded further principally as a result of stronger capital ratios. A substantial and sustained improvement in the bank's recurrent profitability could also trigger a BCA upgrade.

Because the bank's deposit and debt ratings are linked to its BCA, a positive change in its BCA would likely lead to a rating upgrade. The deposit and senior debt ratings could also be upgraded following a significant increase in the stock of more junior bail-in-able liabilities.

Factors that could lead to a downgrade

Downward pressure on Ibercaja's BCA could principally result from an increase in problem loans significantly above our current expectations, or a change in the bank's funding structure, with increased reliance on market funding.

Ibercaja's ratings could also be downgraded by changes in the liability structure that indicate a higher loss given failure to be faced by deposits or debt instruments.

This publication does not announce a credit rating action. For any credit ratings referenced in this publication, please see the issuer/deal page on <https://ratings.moody's.com> for the most updated credit rating action information and rating history.

Key indicators

Exhibit 2

Ibercaja Banco SA (Consolidated Financials) [1]

	12-23 ²	12-22 ²	12-21 ²	12-20 ²	12-19 ²	CAGR/Avg. ³
Total Assets (EUR Million)	54,516.5	54,636.1	58,631.4	58,400.8	55,422.0	(0.4) ⁴
Total Assets (USD Million)	60,221.9	58,310.2	66,435.6	71,456.6	62,211.1	(0.8) ⁴
Tangible Common Equity (EUR Million)	1,878.7	1,809.9	1,883.2	1,768.6	1,761.3	1.6 ⁴
Tangible Common Equity (USD Million)	2,075.3	1,931.6	2,133.9	2,164.0	1,977.1	1.2 ⁴
Problem Loans / Gross Loans (%)	1.7	1.7	2.4	3.4	4.2	2.7 ⁵
Tangible Common Equity / Risk Weighted Assets (%)	7.5	7.3	7.8	7.8	7.2	7.5 ⁶
Problem Loans / (Tangible Common Equity + Loan Loss Reserve) (%)	20.6	21.9	29.6	41.9	53.7	33.5 ⁵
Net Interest Margin (%)	1.3	0.8	0.9	1.0	1.1	1.0 ⁵
PPI / Average RWA (%)	2.3	1.5	1.4	1.2	1.3	1.6 ⁶
Net Income / Tangible Assets (%)	0.4	0.3	0.3	0.0	0.2	0.2 ⁵
Cost / Income Ratio (%)	54.6	61.4	65.0	72.1	65.3	63.7 ⁵
Market Funds / Tangible Banking Assets (%)	15.2	9.4	15.7	16.3	16.8	14.7 ⁵
Liquid Banking Assets / Tangible Banking Assets (%)	29.0	28.6	34.4	32.9	26.5	30.3 ⁵
Gross Loans / Due to Customers (%)	86.2	79.6	79.6	82.7	94.1	84.4 ⁵

[1] All figures and ratios are adjusted using Moody's standard adjustments. [2] Basel III - fully loaded or transitional phase-in; IFRS. [3] May include rounding differences because of the scale of reported amounts. [4] Compound annual growth rate (%) based on the periods for the latest accounting regime. [5] Simple average of periods for the latest accounting regime. [6] Simple average of Basel III periods.

Sources: Moody's Ratings and company filings

Profile

Ibercaja is a medium-sized bank, ranking as the 10th-largest bank in Spain with €54.5 billion in total assets as of the end of December 2023. The bank is based primarily in its home region of Aragon, with a solid presence in other Spanish provinces, such as Badajoz, Guadalajara, La Rioja and Burgos. As of the end of December 2023, the bank's combined market share in these regions was 19% for loans and 32% for deposits. National market shares were around 2.4% and 3.3% for loans and deposits, respectively, as of December 2023.

Ibercaja is a traditional retail bank, which provides a wide range of banking services to individuals and corporates (mainly small and medium-sized enterprises). The bank has traditionally focused on residential mortgages, which, as of the end of December 2023, constituted the bulk of its loan book (61% of total loans). The bank holds a strong franchise in asset management as well, with a 6.5% domestic market share in mutual funds as of December 2023.

In June 2022, Fundacion Bancaria Ibercaja, Ibercaja's main owner, with 88% of the bank's shares, received approval from the Bank of Spain to constitute a reserve fund to comply with savings banks' regulation implemented in 2013 (law 26/2013). According to this regulation, foundations owning commercial banks must constitute a reserve fund to cover potential capital shortfalls, unless they reduce their stake in the commercial bank to less than 50%. The reserve fund amounts to 1.75% of Ibercaja's risk-weighted assets (RWA), with the end of 2025 as deadline for constitution. The fund was constituted for €260 million, almost 80% of the total amount, at the end of December 2023.

Detailed credit considerations

Improved asset quality following substantial balance-sheet de-risking, but we expect a moderate increase in problem loans

We assign Ibercaja an Asset Risk score of baa1, two notches below its Macro-Adjusted score. Our Asset Risk score reflects our expectation of a moderate increase in problem loans from relatively low levels as a rising debt burden, high cost of living and economic growth deceleration exert pressure on the repayment capacity of households and enterprises. The bank's Asset Risk score also reflects Ibercaja's exposure to other problematic assets, namely foreclosed real estate assets.

Ibercaja has achieved substantial reduction in the stock of problem loans from the high levels reached in the past global financial crisis, leading to a nonperforming loan (NPL) ratio that, at 1.7% as of the end of December 2023, compared positively with the system average of 3.4%. The bank's NPL ratio remain stable from year-end 2022, with NPLs reducing by 2.5% over this period in line with the decline in the loan book (2.1% decline). The bank's exposure to stage 2 loans, broadly stable since year-end 2022 at around 5% of

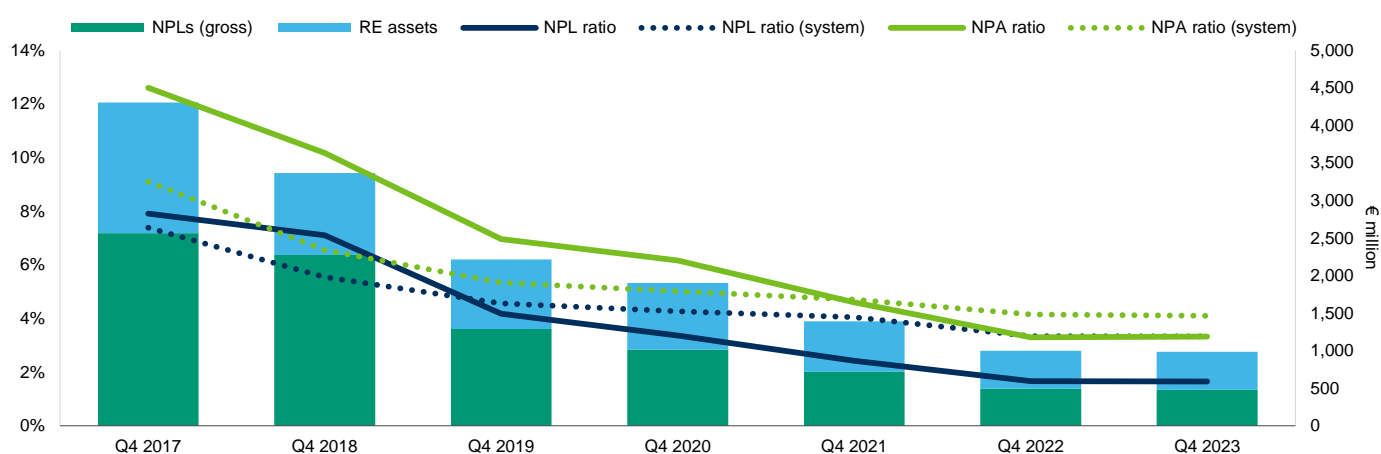
total loans, also compares favourably with the 6.9% average for Spanish banks according to the European Banking Authority data (as of September 2023, latest available data).

Ibercaja has also achieved a substantial reduction in the exposure to repossessed real estate assets, but to a lower extent compared with the decline in NPLs. Still, in line with the decrease in problem loans, the bank was able to reduce its total exposure to nonperforming assets (NPA; NPLs + foreclosed real estate assets) in 2023 (a 6.5% decline). At 3.2%, the bank's NPA ratio as of December 2023 was below the 4.1% average ratio for rated banks.

Ibercaja's loan loss coverage ratio (defined as loan loss reserves as a percentage of NPLs) was 93.6% as of the end of December 2023, above the system average of 68%. The stock of provisions includes a €50 million buffer to protect against a worsening of macroeconomic conditions. The bank's cost of risk (annualised) stood at 32 bps in 2023, slightly above the bank's medium-term guidance of 30 bps.

Exhibit 3

Ibercaja's asset quality has improved substantially in recent years, comparing positively with the system average



Sources: Ibercaja, Bank of Spain and Moody's Ratings

Modest capital position, weighed down by a large volume of DTA

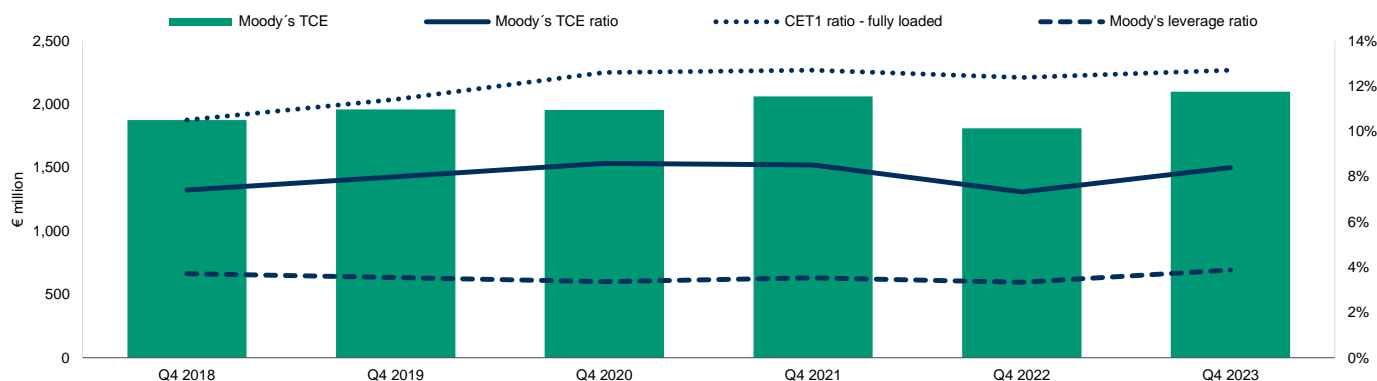
We assess Ibercaja's Capital Adequacy at ba1, three notches above its Macro-Adjusted score. Our assessment reflects our key capital metrics — tangible common equity (TCE) ratio of 8.4% and leverage ratio (TCE/tangible assets) of 3.9% as of December 2023 — and takes into account the reserve fund that the bank's owner is constituting to comply with the current legal framework (see the Profile section). When added to the TCE, the reserve fund constituted as of December 2023 increases the TCE ratio by around 100 bps.

Despite some improvement in recent years because of a combination of earnings retention and a decline in RWA, Ibercaja's TCE ratio is low. However, from a regulatory capital standpoint, Ibercaja benefits from stronger capital ratios. The bank's Common Equity Tier 1 (CET1) capital ratio (fully loaded) was 12.7% as of the end of December 2023 after growing by 33 bps during 2023 because of earnings retention and by around 11 bps because of the first-time implementation of IFRS 17. The CET1 ratio is above the bank's capital guidance of 12.5% for 2023, and it is significantly above the bank's Supervisory Review and Evaluation Process requirement of 8.125% prescribed by the European Central Bank (ECB) for 2024.

DTA (net of deferred tax liabilities), which amounted to €1.1 billion as of December 2023, or 45% of Ibercaja's CET1 capital (phased-in), weigh negatively on our assessment of the bank's capital because we consider DTA as relatively low-quality assets. Ibercaja's TCE ratio differs substantially from its CET1 ratio because of our more conservative assessment of DTA that are eligible for conversion into tax credits. Regulators do not deduct convertible DTA from the capital base, [while we provide benefit as a capital component to only a part of them](#). The difference is additionally exacerbated by the more conservative risk weighting that [we apply to the sovereign exposure \(50% for Spain's sovereign bonds\), compared with regulators' risk weighting of 0%](#).

As of the end of December 2023, Ibercaja held a fixed-income portfolio at amortised cost amounting to €10.8 billion (excluding the securities attached to the insurance activity), whose value has been hurt by the increase in rates. These securities are categorised as high-quality liquid assets and could be monetised via repo in the market or at the ECB. Consequently, we do not expect Ibercaja to be required, under most plausible scenarios, to dispose of these securities at a loss, which would significantly hit its capital.

Exhibit 4
Despite some improvement in recent years, Ibercaja's TCE ratio remains low



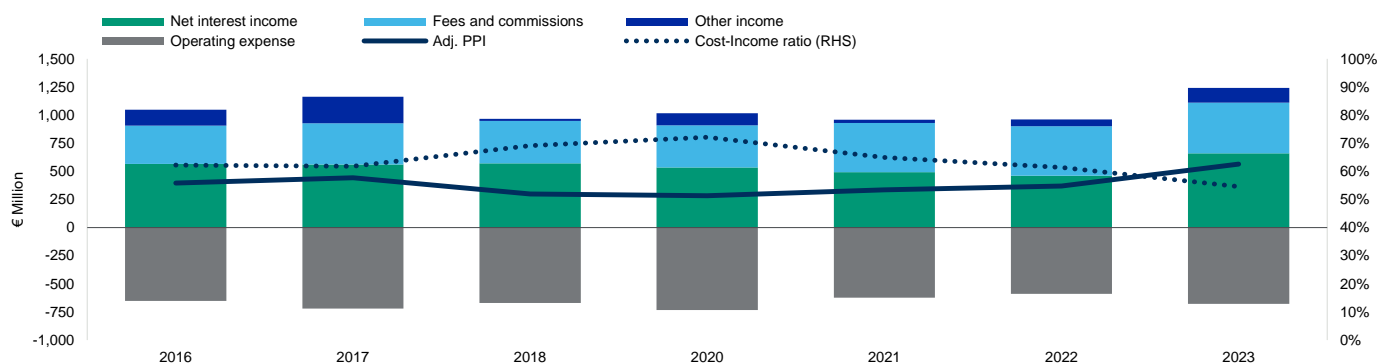
Sources: Ibercaja and Moody's Ratings

Modest profitability to benefit from rising interest rates and contained credit costs

We assign Ibercaja a Profitability score of ba1, equivalent to an annual return on assets (calculated as net income/tangible assets) in the 0.375%-0.5% range and two notches above the Macro-Adjusted score. Our assessment reflects improved profitability metrics compared with its past performance on the back of stronger net interest income (NII) from rising interest rates, solid fee and commission (F&C) income, and contained credit costs and operating expenses. Despite our expectation of an increase in problem loans, a €50 million macro-related loss provision will help the bank absorb related losses without a significant impact on its P&L account.

After years of downward pressure in light of the historically low interest rates, Ibercaja's profitability has substantially improved since Q2 2022 driving by the rising interest rates. The bank's average customer margin grew to 3.2% in Q4 2023 from 1.8% in Q4 2022, with NII growing by 43% during this 12-month period. The customer margin has benefited from a low deposit beta¹, which, according to the bank, is a consequence of an active management of customers' savings needs through the use of off-balance-sheet products. As of Q4 2023, Ibercaja's average deposit remuneration stood at a low 0.5%. We expect further growth in NII as the loan book continues to reprice at higher rates but of more limited size, as a higher deposit beta put pressure on customer margins and business volume remains constrained by weak loan demand (the bank's loan book shrank by 2.1% in 2023).

Exhibit 5
Earnings strengthening and lower operating costs have driven an improvement in Ibercaja's pre-provision income since 2020



Source: Ibercaja's financial statements

Ibercaja's profitability has also benefited from improvement in operating efficiency, following the application of a number of cost-cutting initiatives, which led to a 6% decline in operating costs between 2021 and 2022. This, combined with revenue growth, led to an improvement in the bank's cost-to-income ratio to 55% in 2023, from levels at or above 61% in 2022 and precedent years. Still, Ibercaja's efficiency was below the system average, which stood at 47% as of the same date.

Despite the improvement in recurrent earnings and improved efficiency, Ibercaja's recurring profitability remains modest, with pre-provision income/tangible assets of 1.0% in 2023. Weighing on the bank's profits, Ibercaja is subject to the bank tax introduced by the Spanish government as of year-end 2022. The tax payment amounted to €29 million in 2023 and was fully recorded against Q1 2023 results. Ibercaja's reported net income of €304 million in 2023 also includes a €66 million tax benefit from the liquidation of the bank's real estate subsidiary.

Sound funding profile, underpinned by a large and granular deposit base and low reliance on market funding

Ibercaja's funding profile benefits from a large retail deposit base that covers most of its funding needs (81% as of December 2023). The customer deposit base benefits from high granularity, with top 20 depositors accounting for 3.8% of total deposits as of December 2023, and a high coverage by the Spanish deposit guarantee fund, which stood at 87% as of the same date.

After growing consistently for a number of years, customer deposits declined substantially by 9.6% in 2023, as customers sought higher-yielding investment alternatives or used deposits to early amortise loans. A big share of customer deposits was moved to off-balance-sheet positions in the bank during the period, with Ibercaja reporting an increase of 3.6% in the volume of customer resources (which include on- and off-balance-sheet positions). Despite the decline in deposits, the bank's loan-to-deposit ratio was a low 86% as of December 2023, up from 80% as of year-end 2022.

Market funds as of the end of December 2023 were mainly composed of repos with financial institutions and covered bond issuances (66% and 14% of market funding, respectively). The bank faces modest debt maturities in the coming years, with €500 million bonds maturing in 2024 and 2025, and €550 million in 2026 (excluding covered bond maturities). The bank had no resort to ECB funding as of the end of December 2023, after it repaid the ECB all the funds borrowed under the targeted longer-term refinancing operations (TLTRO) III programme by year-end 2022.

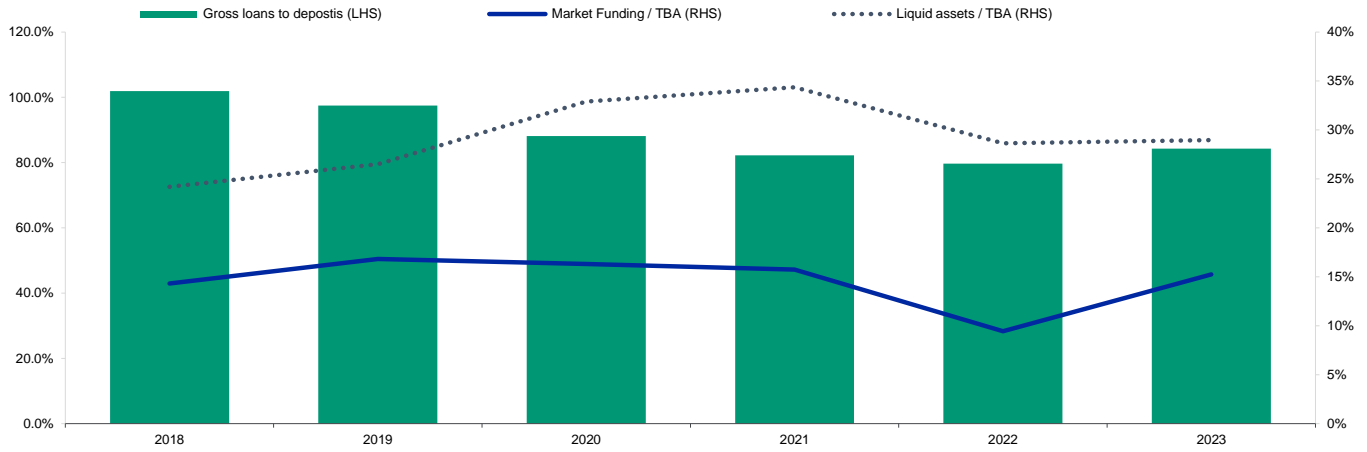
Ibercaja's minimum requirement for own funds and eligible liabilities (MREL) is set at 21.6% of RWA (excluding the combined buffer requirement of 2.5% of RWA), which is to be met by 1 January 2024. Following the issuance of €500 million of senior unsecured notes in June 2023, which are eligible for MREL purposes, the bank's MREL ratio was around 148 bps above the 2024 requirement.

Ibercaja's stock of liquid assets stems primarily from its securities portfolio, which, according to our liquidity assessment, excludes the bonds from Sareb (€1.4 billion as of the end of December 2023) because those are less liquid than other tradable securities. The bank's Liquid Resources score of baa2 incorporates a one-notch negative adjustment because of the encumbrance of part of the bank's liquid assets in repo transactions.

Ibercaja reported a stock of liquid assets of €12.1 billion as of December 2023, which increases to €20.3 billion when the covered bond issuance capacity is included. Although the bank's regulatory liquidity coverage ratio decreased substantially after the repayment of ECB funding, it remained at a high 247% as of December 2023 (306% in December 2022). The bank's net stable funding ratio was 141% as of the same date, down from 153% a year earlier.

Exhibit 6

Ibercaja's funding profile benefits from low reliance on market funding, with the loan-to-deposit ratio well below 100%



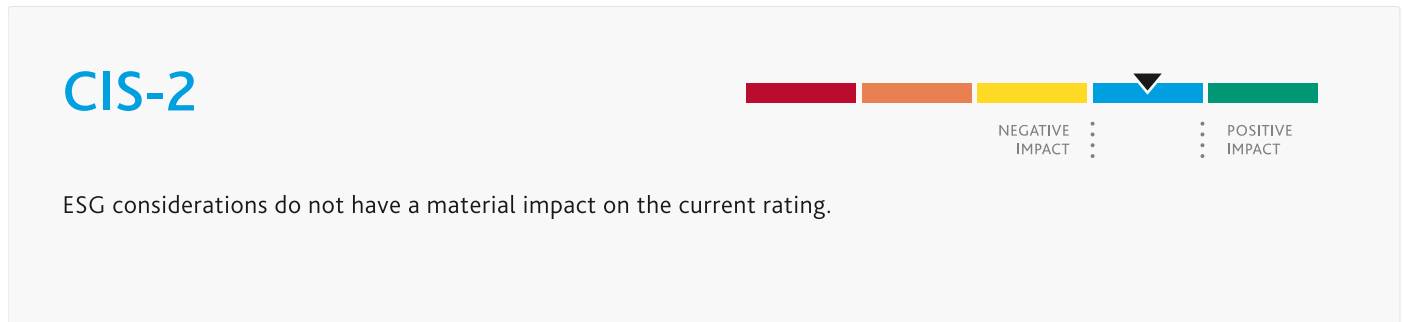
Source: Ibercaja's financial reports

ESG considerations

Ibercaja Banco SA's ESG credit impact score is CIS-2

Exhibit 7

ESG credit impact score

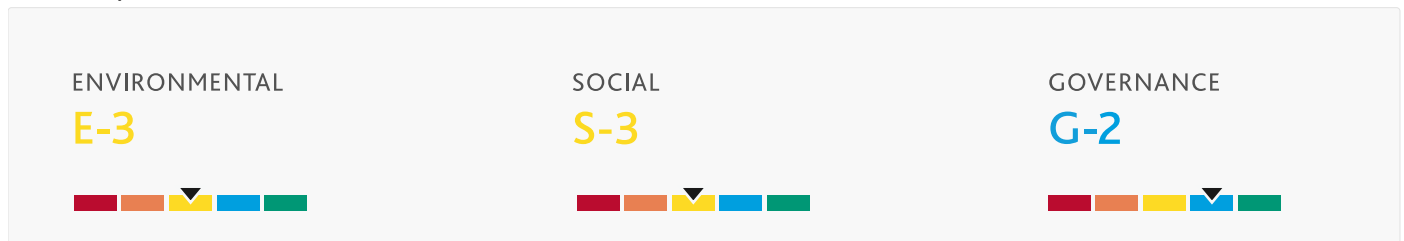


Source: Moody's Ratings

Ibercaja's **CIS-2** indicates that ESG considerations do not have a material impact on the current rating.

Exhibit 8

ESG issuer profile scores



Source: Moody's Ratings

Environmental

Ibercaja faces moderate environmental risks primarily because of its portfolio exposure to carbon transition risk as a diversified bank. In line with its peers, the bank is exposed to mounting business risks and stakeholder pressure to meet broader carbon transition goals. In

response, Ibercaja is developing its climate risk and portfolio management capabilities, and is actively transitioning its lending portfolios to achieve carbon neutrality targets.

Social

Ibercaja faces moderate social risks mainly related to customer relations as well as to demographic and societal trends. The bank's developed policies and procedures mitigate conduct risk associated with the distribution of financial products such as regulatory and reputational risks, as well as exposure to litigation. Continued investments in technology and the bank's long track record of handling sensitive customer data, as well as appropriate culture and governance that ensure adherence to regulatory standards, help to manage high cyber and personal data risks. Ibercaja operates mainly in Spain, which faces challenges from adverse demographic trends affecting long-term economic growth prospects and impacting the demand for certain banking products. Product diversity as well as an ability to adapt to consumer preferences, regulatory changes and societal trends such as digitization are key to address these risks.

Governance

Ibercaja faces low governance risks. The bank demonstrates sound corporate governance and risk management practices, further supported by the good track record of its management team in improving the bank's financial fundamentals over the past few years. Ibercaja is 88% owned by Fundacion Bancaria Ibercaja, therefore exposed to potential outsized influence by the controlling shareholder on the bank's management and board. The risk is however mitigated by the presence of independent directors in the board and Spain's developed institutional framework.

ESG Issuer Profile Scores and Credit Impact Scores for the rated entity/transaction are available on Moody's.com. In order to view the latest scores, please click [here](#) to go to the landing page for the entity/transaction on MDC and view the ESG Scores section.

Support and structural considerations

Loss Given Failure (LGF) analysis

Ibercaja is subject to the EU Bank Recovery and Resolution Directive, which we consider an operational resolution regime. We assume a residual TCE of 3% and the percentage of post-failure losses over TBA following a truncated normal distribution, with a mean value of 8%, a 25% run-off in junior wholesale deposits, a 5% run-off in preferred deposits and a 10% proportion of junior deposits, and assign a 25% probability to deposits being preferred to senior unsecured debt. These metrics are in line with our standard assumptions.

For Ibercaja's deposits and senior unsecured debt, our LGF analysis indicates a low loss given failure, which leads us to position the bank's Preliminary Rating (PR) Assessment one notch above its Adjusted BCA for both instruments.

For more junior securities, our Advanced LGF analysis indicates a high loss given failure, given the small volume of debt and limited protection from more subordinated instruments and residual equity. The resulting PR Assessment for subordinated debt is one notch below the Adjusted BCA. We also incorporate additional downward notching for preference share instruments to reflect coupon suspension risk, ahead of a potential failure.

Government support considerations

We assign a low probability of government support for all the bank's rated debt instruments, which does not translate into any rating uplift.

Counterparty Risk Ratings (CRRs)

Ibercaja's CRRs are A2, three notches above the Adjusted BCA of baa2, reflecting the very low loss given failure from the high volume of instruments that are subordinated to CRR liabilities.

Counterparty Risk (CR) Assessment

Ibercaja's CR Assessment is A3(cr), two notches above the Adjusted BCA of baa2, based on the substantial buffer against default provided to the senior obligations represented by the CR Assessment by more subordinated instruments. The main difference from our Advanced LGF approach used to determine instrument ratings is that the CR Assessment captures the probability of default on certain senior obligations, rather than expected loss. Therefore, we focus purely on subordination and take no account of the volume of the instrument class.

Ibercaja's CR Assessment is constrained by Spain's sovereign rating of Baa1. Under our "Banks" methodology, a bank's CR Assessment will typically not exceed the sovereign rating by more than one notch.

Methodology and scorecard

About Moody's Bank Scorecard

Our scorecard is designed to capture, express and explain in summary form our Rating Committee's judgement. When read in conjunction with our research, a fulsome presentation of our judgement is expressed. As a result, the output of our scorecard may materially differ from that suggested by raw data alone (although it has been calibrated to avoid the frequent need for strong divergence). The scorecard output and the individual scores are discussed in rating committees and may be adjusted up or down to reflect conditions specific to each rated entity.

Rating methodology and scorecard factors

Exhibit 9

Ibercaja Banco SA

Macro Factors							
Weighted Macro Profile		Strong	100%				
Factor	Historic Ratio	Initial Score	Expected Trend	Assigned Score	Key driver #1	Key driver #2	
Solvency							
Asset Risk							
Problem Loans / Gross Loans	1.9%	a2	↓	baa1	Expected trend	Non lending credit risk	
Capital							
Tangible Common Equity / Risk Weighted Assets (Basel III - fully loaded)	7.5%	b1	↔	ba1	Access to capital		
Profitability							
Net Income / Tangible Assets	0.3%	ba3	↑	ba1	Expected trend		
Combined Solvency Score		ba1		baa3			
Liquidity							
Funding Structure							
Market Funds / Tangible Banking Assets	15.2%	baa1	↔	baa1	Extent of market funding reliance		
Liquid Resources							
Liquid Banking Assets / Tangible Banking Assets	29.0%	baa1	↔	baa2	Asset encumbrance		
Combined Liquidity Score		baa1		baa1			
Financial Profile							
Qualitative Adjustments				Adjustment			
Business Diversification				0			
Opacity and Complexity				0			
Corporate Behavior				0			
Total Qualitative Adjustments				0			
Sovereign or Affiliate constraint				Baa1			
BCA Scorecard-indicated Outcome - Range				baa1 - baa3			
Assigned BCA				baa2			
Affiliate Support notching				0			
Adjusted BCA				baa2			
Balance Sheet							
		in-scope (EUR Million)		% in-scope		at-failure (EUR Million)	% at-failure
Other liabilities		9,831		21.0%		12,193	26.0%
Deposits		33,752		72.0%		31,389	66.9%
Preferred deposits		30,377		64.8%		28,858	61.5%
Junior deposits		3,375		7.2%		2,531	5.4%
Senior unsecured bank debt		1,050		2.2%		1,050	2.2%
Dated subordinated bank debt		500		1.1%		500	1.1%
Preference shares (bank)		350		0.7%		350	0.7%
Equity		1,407		3.0%		1,407	3.0%
Total Tangible Banking Assets		46,889		100.0%		46,889	100.0%

Debt Class	De Jure waterfall		De Facto waterfall		Notching		LGF	Assigned LGF	Additional Notching	Preliminary Rating Assessment
	Instrument volume + subordination	Sub-ordination	Instrument volume + subordination	Sub-ordination	De Jure	De Facto				
Counterparty Risk Rating	12.5%	12.5%	12.5%	12.5%	3	3	3	3	0	a2
Counterparty Risk Assessment	12.5%	12.5%	12.5%	12.5%	3	3	3	2	0	a3 (cr)
Deposits	12.5%	4.8%	12.5%	7.1%	1	1	1	1	0	baa1
Senior unsecured bank debt	12.5%	4.8%	7.1%	4.8%	1	0	1	1	0	baa1
Dated subordinated bank debt	4.8%	3.7%	4.8%	3.7%	-1	-1	-1	-1	0	baa3
Non-cumulative bank preference shares	3.7%	3.0%	3.7%	3.0%	-1	-1	-1	-1	-2	ba2

Instrument Class	Loss Given Failure notching	Additional notching	Preliminary Rating Assessment	Government Support notching	Local Currency Rating	Foreign Currency Rating
Counterparty Risk Rating	3	0	a2	0	A2	A2
Counterparty Risk Assessment	2	0	a3 (cr)	0	A3(cr)	
Deposits	1	0	baa1	0	Baa1	Baa1
Senior unsecured bank debt	1	0	baa1	0	Baa1	
Dated subordinated bank debt	-1	0	baa3	0	Baa3	
Non-cumulative bank preference shares	-1	-2	ba2	0	Ba2 (hyb)	

[1] Where dashes are shown for a particular factor (or sub-factor), the score is based on non-public information.

Source: Moody's Ratings

Ratings

Exhibit 10

Category	Moody's Rating
IBERCAJA BANCO SA	
Outlook	Stable
Counterparty Risk Rating	A2/P-1
Bank Deposits	Baa1/P-2
Baseline Credit Assessment	baa2
Adjusted Baseline Credit Assessment	baa2
Counterparty Risk Assessment	A3(cr)/P-2(cr)
Senior Unsecured -Dom Curr	Baa1
Subordinate -Dom Curr	Baa3
Pref. Stock Non-cumulative -Dom Curr	Ba2 (hyb)

Source: Moody's Ratings

Endnotes

1 Average interest rate passed on to deposit customers, reflects interest rate sensitivity of deposits to changes in interest rates.

© 2024 Moody's Corporation, Moody's Investors Service, Inc., Moody's Analytics, Inc. and/or their licensors and affiliates (collectively, "MOODY'S"). All rights reserved. CREDIT RATINGS ISSUED BY MOODY'S CREDIT RATINGS AFFILIATES ARE THEIR CURRENT OPINIONS OF THE RELATIVE FUTURE CREDIT RISK OF ENTITIES, CREDIT COMMITMENTS, OR DEBT OR DEBT-LIKE SECURITIES, AND MATERIALS, PRODUCTS, SERVICES AND INFORMATION PUBLISHED OR OTHERWISE MADE AVAILABLE BY MOODY'S (COLLECTIVELY, "MATERIALS") MAY INCLUDE SUCH CURRENT OPINIONS. MOODY'S DEFINES CREDIT RISK AS THE RISK THAT AN ENTITY MAY NOT MEET ITS CONTRACTUAL FINANCIAL OBLIGATIONS AS THEY COME DUE AND ANY ESTIMATED FINANCIAL LOSS IN THE EVENT OF DEFAULT OR IMPAIRMENT. SEE APPLICABLE MOODY'S RATING SYMBOLS AND DEFINITIONS PUBLICATION FOR INFORMATION ON THE TYPES OF CONTRACTUAL FINANCIAL OBLIGATIONS ADDRESSED BY MOODY'S CREDIT RATINGS. CREDIT RATINGS DO NOT ADDRESS ANY OTHER RISK, INCLUDING BUT NOT LIMITED TO: LIQUIDITY RISK, MARKET VALUE RISK, OR PRICE VOLATILITY. CREDIT RATINGS, NON-CREDIT ASSESSMENTS ("ASSESSMENTS"), AND OTHER OPINIONS INCLUDED IN MOODY'S MATERIALS ARE NOT STATEMENTS OF CURRENT OR HISTORICAL FACT. MOODY'S MATERIALS MAY ALSO INCLUDE QUANTITATIVE MODEL-BASED ESTIMATES OF CREDIT RISK AND RELATED OPINIONS OR COMMENTARY PUBLISHED BY MOODY'S ANALYTICS, INC. AND/OR ITS AFFILIATES. MOODY'S CREDIT RATINGS, ASSESSMENTS, OTHER OPINIONS AND MATERIALS DO NOT CONSTITUTE OR PROVIDE INVESTMENT OR FINANCIAL ADVICE, AND MOODY'S CREDIT RATINGS, ASSESSMENTS, OTHER OPINIONS AND MATERIALS ARE NOT AND DO NOT PROVIDE RECOMMENDATIONS TO PURCHASE, SELL, OR HOLD PARTICULAR SECURITIES. MOODY'S CREDIT RATINGS, ASSESSMENTS, OTHER OPINIONS AND MATERIALS DO NOT COMMENT ON THE SUITABILITY OF AN INVESTMENT FOR ANY PARTICULAR INVESTOR. MOODY'S ISSUES ITS CREDIT RATINGS, ASSESSMENTS AND OTHER OPINIONS AND PUBLISHES OR OTHERWISE MAKES AVAILABLE ITS MATERIALS WITH THE EXPECTATION AND UNDERSTANDING THAT EACH INVESTOR WILL, WITH DUE CARE, MAKE ITS OWN STUDY AND EVALUATION OF EACH SECURITY THAT IS UNDER CONSIDERATION FOR PURCHASE, HOLDING, OR SALE.

MOODY'S CREDIT RATINGS, ASSESSMENTS, OTHER OPINIONS, AND MATERIALS ARE NOT INTENDED FOR USE BY RETAIL INVESTORS AND IT WOULD BE RECKLESS AND INAPPROPRIATE FOR RETAIL INVESTORS TO USE MOODY'S CREDIT RATINGS, ASSESSMENTS, OTHER OPINIONS OR MATERIALS WHEN MAKING AN INVESTMENT DECISION. IF IN DOUBT YOU SHOULD CONTACT YOUR FINANCIAL OR OTHER PROFESSIONAL ADVISER.

ALL INFORMATION CONTAINED HEREIN IS PROTECTED BY LAW, INCLUDING BUT NOT LIMITED TO, COPYRIGHT LAW, AND NONE OF SUCH INFORMATION MAY BE COPIED OR OTHERWISE REPRODUCED, REPACKAGED, FURTHER TRANSMITTED, TRANSFERRED, DISSEMINATED, REDISTRIBUTED OR RESOLD, OR STORED FOR SUBSEQUENT USE FOR ANY SUCH PURPOSE, IN WHOLE OR IN PART, IN ANY FORM OR MANNER OR BY ANY MEANS WHATSOEVER, BY ANY PERSON WITHOUT MOODY'S PRIOR WRITTEN CONSENT. FOR CLARITY, NO INFORMATION CONTAINED HEREIN MAY BE USED TO DEVELOP, IMPROVE, TRAIN OR RETRAIN ANY SOFTWARE PROGRAM OR DATABASE, INCLUDING, BUT NOT LIMITED TO, FOR ANY ARTIFICIAL INTELLIGENCE, MACHINE LEARNING OR NATURAL LANGUAGE PROCESSING SOFTWARE, ALGORITHM, METHODOLOGY AND/OR MODEL.

MOODY'S CREDIT RATINGS, ASSESSMENTS, OTHER OPINIONS AND MATERIALS ARE NOT INTENDED FOR USE BY ANY PERSON AS A BENCHMARK AS THAT TERM IS DEFINED FOR REGULATORY PURPOSES AND MUST NOT BE USED IN ANY WAY THAT COULD RESULT IN THEM BEING CONSIDERED A BENCHMARK.

All information contained herein is obtained by MOODY'S from sources believed by it to be accurate and reliable. Because of the possibility of human or mechanical error as well as other factors, however, all information contained herein is provided "AS IS" without warranty of any kind. MOODY'S adopts all necessary measures so that the information it uses in assigning a credit rating is of sufficient quality and from sources MOODY'S considers to be reliable including, when appropriate, independent third-party sources. However, MOODY'S is not an auditor and cannot in every instance independently verify or validate information received in the credit rating process or in preparing its Materials.

To the extent permitted by law, MOODY'S and its directors, officers, employees, agents, representatives, licensors and suppliers disclaim liability to any person or entity for any indirect, special, consequential, or incidental losses or damages whatsoever arising from or in connection with the information contained herein or the use of or inability to use any such information, even if MOODY'S or any of its directors, officers, employees, agents, representatives, licensors or suppliers is advised in advance of the possibility of such losses or damages, including but not limited to: (a) any loss of present or prospective profits or (b) any loss or damage arising where the relevant financial instrument is not the subject of a particular credit rating assigned by MOODY'S.

To the extent permitted by law, MOODY'S and its directors, officers, employees, agents, representatives, licensors and suppliers disclaim liability for any direct or compensatory losses or damages caused to any person or entity, including but not limited to by any negligence (but excluding fraud, willful misconduct or any other type of liability that, for the avoidance of doubt, by law cannot be excluded) on the part of, or any contingency within or beyond the control of, MOODY'S or any of its directors, officers, employees, agents, representatives, licensors or suppliers, arising from or in connection with the information contained herein or the use of or inability to use any such information.

NO WARRANTY, EXPRESS OR IMPLIED, AS TO THE ACCURACY, TIMELINESS, COMPLETENESS, MERCHANTABILITY OR FITNESS FOR ANY PARTICULAR PURPOSE OF ANY CREDIT RATING, ASSESSMENT, OTHER OPINION OR INFORMATION IS GIVEN OR MADE BY MOODY'S IN ANY FORM OR MANNER WHATSOEVER.

Moody's Investors Service, Inc., a wholly-owned credit rating agency subsidiary of Moody's Corporation ("MCO"), hereby discloses that most issuers of debt securities (including corporate and municipal bonds, debentures, notes and commercial paper) and preferred stock rated by Moody's Investors Service, Inc. have, prior to assignment of any credit rating, agreed to pay to Moody's Investors Service, Inc. for credit ratings opinions and services rendered by it. MCO and Moody's Investors Service also maintain policies and procedures to address the independence of Moody's Investors Service credit ratings and credit rating processes. Information regarding certain affiliations that may exist between directors of MCO and rated entities, and between entities who hold credit ratings from Moody's Investors Service, Inc. and have also publicly reported to the SEC an ownership interest in MCO of more than 5%, is posted annually at www.moody's.com under the heading "Investor Relations — Corporate Governance — Charter Documents - Director and Shareholder Affiliation Policy."

Moody's SF Japan K.K., Moody's Local AR Agente de Calificación de Riesgo S.A., Moody's Local BR Agência de Classificação de Risco LTDA, Moody's Local MX S.A. de C.V., I.C.V., Moody's Local PE Clasificadora de Riesgo S.A., and Moody's Local PA Clasificadora de Riesgo S.A. (collectively, the "Moody's Non-NRSRO CRAs") are all indirectly wholly-owned credit rating agency subsidiaries of MCO. None of the Moody's Non-NRSRO CRAs is a Nationally Recognized Statistical Rating Organization.

Additional terms for Australia only: Any publication into Australia of this document is pursuant to the Australian Financial Services License of MOODY'S affiliate, Moody's Investors Service Pty Limited ABN 61 003 399 657AFSL 336969 and/or Moody's Analytics Australia Pty Ltd ABN 94 105 136 972 AFSL 383569 (as applicable). This document is intended to be provided only to "wholesale clients" within the meaning of section 761G of the Corporations Act 2001. By continuing to access this document from within Australia, you represent to MOODY'S that you are, or are accessing the document as a representative of, a "wholesale client" and that neither you nor the entity you represent will directly or indirectly disseminate this document or its contents to "retail clients" within the meaning of section 761G of the Corporations Act 2001. MOODY'S credit rating is an opinion as to the creditworthiness of a debt obligation of the issuer, not on the equity securities of the issuer or any form of security that is available to retail investors.

Additional terms for India only: Moody's credit ratings, Assessments, other opinions and Materials are not intended to be and shall not be relied upon or used by any users located in India in relation to securities listed or proposed to be listed on Indian stock exchanges.

Additional terms with respect to Second Party Opinions (as defined in Moody's Investors Service Rating Symbols and Definitions): Please note that a Second Party Opinion ("SPO") is not a "credit rating". The issuance of SPOs is not a regulated activity in many jurisdictions, including Singapore. JAPAN: In Japan, development and provision of SPOs fall under the category of "Ancillary Businesses", not "Credit Rating Business", and are not subject to the regulations applicable to "Credit Rating Business" under the Financial Instruments and Exchange Act of Japan and its relevant regulation. PRC: Any SPO: (1) does not constitute a PRC Green Bond Assessment as defined under any relevant PRC laws or regulations; (2) cannot be included in any registration statement, offering circular, prospectus or any other documents submitted to the PRC regulatory authorities or otherwise used to satisfy any PRC regulatory disclosure requirement; and (3) cannot be used within the PRC for any regulatory purpose or for any other purpose which is not permitted under relevant PRC laws or regulations. For the purposes of this disclaimer, "PRC" refers to the mainland of the People's Republic of China, excluding Hong Kong, Macau and Taiwan.

CLIENT SERVICES

Americas	1-212-553-1653
Asia Pacific	852-3551-3077
Japan	81-3-5408-4100
EMEA	44-20-7772-5454