

Ibercaja Banco

Cover Pool

September 2024

EL BANCO
DEL
Vamos

#VamosSiempre

iberCaja 

Disclaimer

Data, estimates, valuations and forecasts, as well as the rest of the contents of this presentation are published for information purposes only. Neither Ibercaja Banco nor any of its directors, managers or employees are obliged, neither implicitly nor expressly, to guarantee that these contents are exact, accurate or complete, to update them or to correct them if they detect any error or omission.

The purpose of this presentation is not to provide financial advice or offer any kind of financial product or service. Ibercaja Banco is not and will not be responsible if any part of this presentation is considered to form the basis of an investment decision. Ibercaja Banco notes that this presentation may contain forward looking statements. It should be considered that such forward-looking statements do not guarantee any future results and are only subjective opinions of Ibercaja Banco in relation to the evolution of its business and as such there may be different criteria, risks, uncertainties and many other relevant factors that may cause it to evolve very differently. In any event, data relating to past performance or profits cannot be relied upon for future performance or profits.

This document has not been submitted to the Spanish Securities Market Commission (Comisión Nacional del Mercado de Valores) for its approval or registration. In any case, it is subject to Spanish law applicable as at the date hereof and is not addressed to any natural or legal person in any other jurisdiction. For this reason, it may not comply with legal requirements of other jurisdictions.

Without prejudice to applicable legal requirements or any other limitations imposed by Ibercaja Banco, it is expressly prohibited any use of this presentation and the distinctive signs or symbols contained therein, including any sort of copy, distribution, transfer to third parties, public communication or transformation, through any mean or medium whatsoever, without prior and express authorization of the respective owners. Breach of this prohibition may constitute an infringement of current laws and may be sanctioned.

In addition to the financial information prepared under International Financial Reporting Standards (“IFRS”), this presentation contains certain alternative performance measures (“APMs”) as defined in the Guidelines on Alternative Performance Measures issued by the European Securities and Markets Authority on 5 October 2015 (ESMA/2015/1415). The APMs are performance measures that have been calculated using the financial information from the Ibercaja Banco Group but that are not defined or detailed in the applicable financial information framework and therefore have neither been audited nor are capable of being completely audited. These APMs are being used to allow for a better understanding of the financial performance of the Ibercaja Banco Group but should be considered only as additional information and in no case as a replacement of the financial information prepared under IFRS. Moreover, the way the Ibercaja Banco Group defines and calculates these APMs may differ to the way these are calculated by other companies that use similar measures, and therefore they may not be comparable.

Introduction

1

Ibercaja Banco's cover bond program has an optimal credit level, considering the rating granted by [S&P Global Ratings](#) (rate AA) and by [Moody's](#) (rate Aa1).

2

The level of overcollateralization meets the legal requirements of 5% and the voluntary requirement of 20%: 34%⁽¹⁾ taking into account the primary assets of the coverage pool and 36% if segregated liquid assets are included.

3

The [segregated liquid assets](#) in the coverage as a whole are sufficient to [cover the gross liquidity outflows](#) of the 210-day program (132 million euros).

4

[Deloitte Advisory](#) has been appointed as the external control body of Ibercaja Banco cover bond program.

⁽¹⁾ Considering the minimum (i) legal, (ii) contractual and (iii) volunteers that results of application to the Entity.

Mortgage cover pool – General data

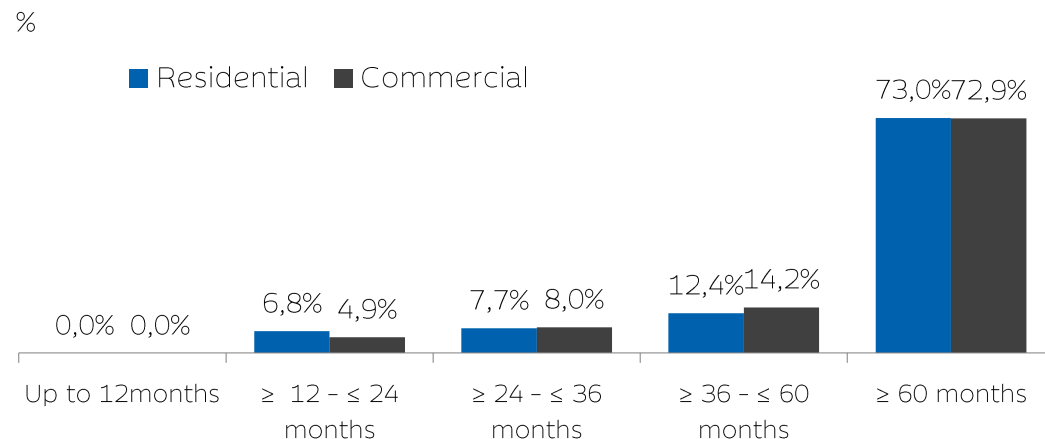
	Amount (€m)
Elegible Cover Pool	7.488,6
<i>Of which:</i>	
<i>Primary assets</i>	7.356,3
<i>Substitution assets</i>	0
<i>Liquid assets</i>	132,3
<i>Rights linked to derivative contracts</i>	0
Principal pending amortisation of covered bonds	5.506,0
Total level of overcollateralization (%)	36,0%
<i>Of which:</i>	
<i>Contractual</i>	n.a.
<i>Voluntary</i>	20%
WA LTV by principal drawn to the loan (%)	45,3%
Liquidity buffer (gross outflows 210 days)	124,5

Residential and commercial – Main figures

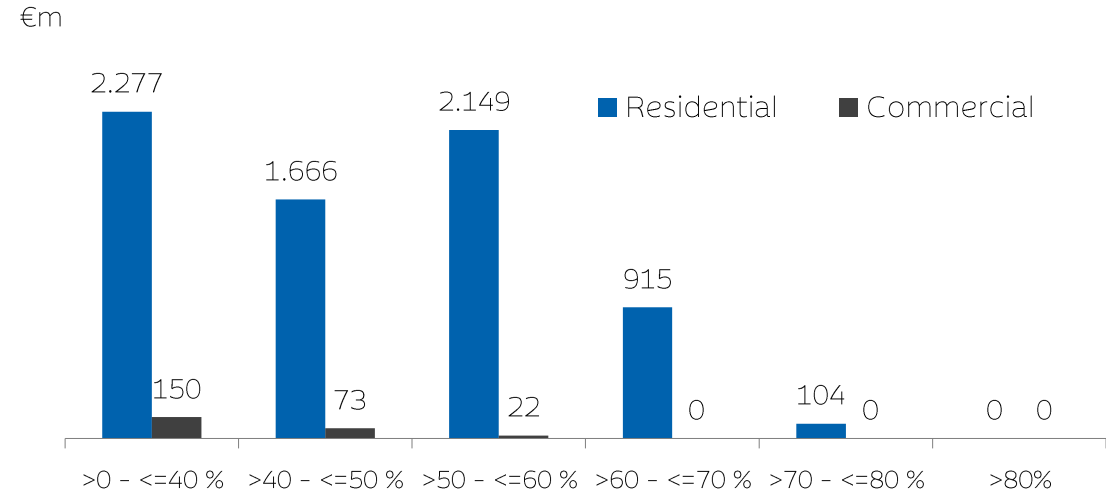
Main figures cover pool

	Residential	Commercial	Total
Amount (€m)	7.111	245	7.356
Amount (%)	96,7%	3,3%	100,0%
LTV (%)	45,7%	34,8%	45,3%
Fixed Rate (€m)	2.522	43	2.565
Floating Rate (€m)	4.589	202	4.791
Loan seasoning (years)	10,4	8,6	10,4
Life (years)	16,2	8,3	16,0
NPLs (%)	0,00	0,00	0,00
Currency	100% EUR	100% EUR	100% EUR

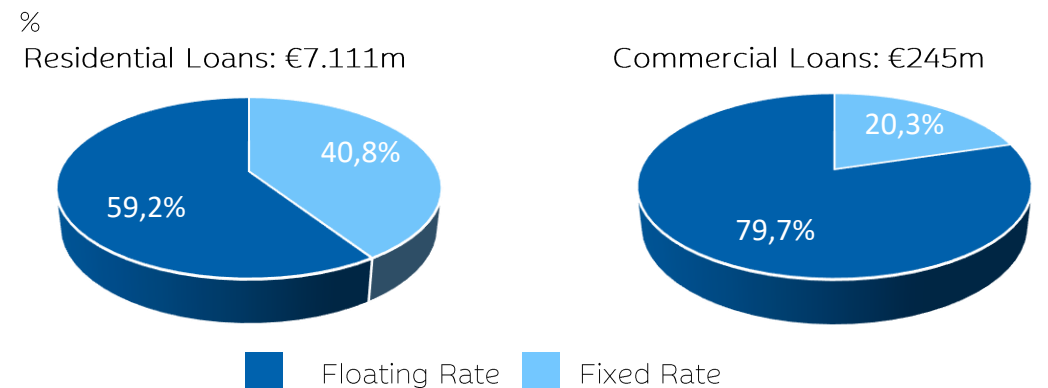
Loan seasoning (months)



LTV breakdown

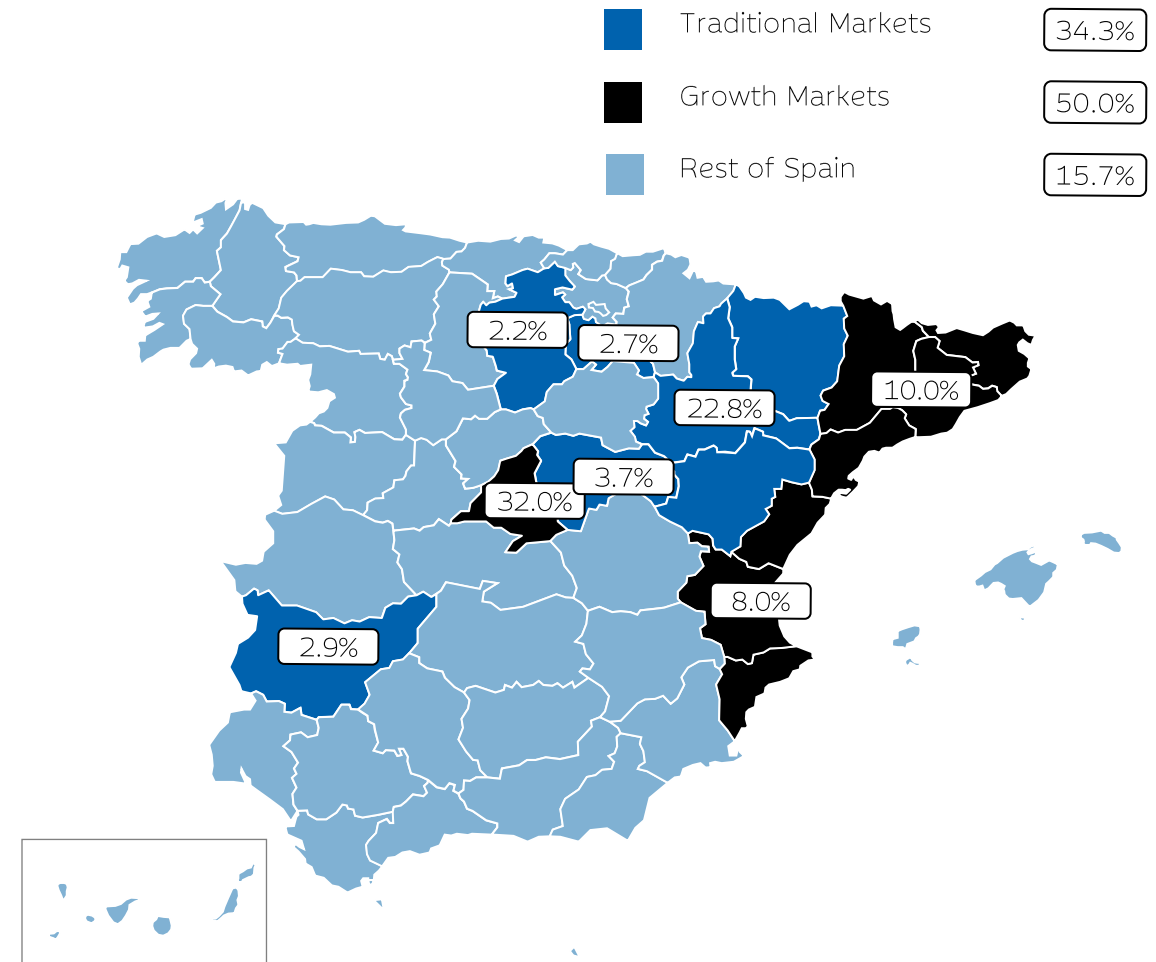


Interest rate breakdown



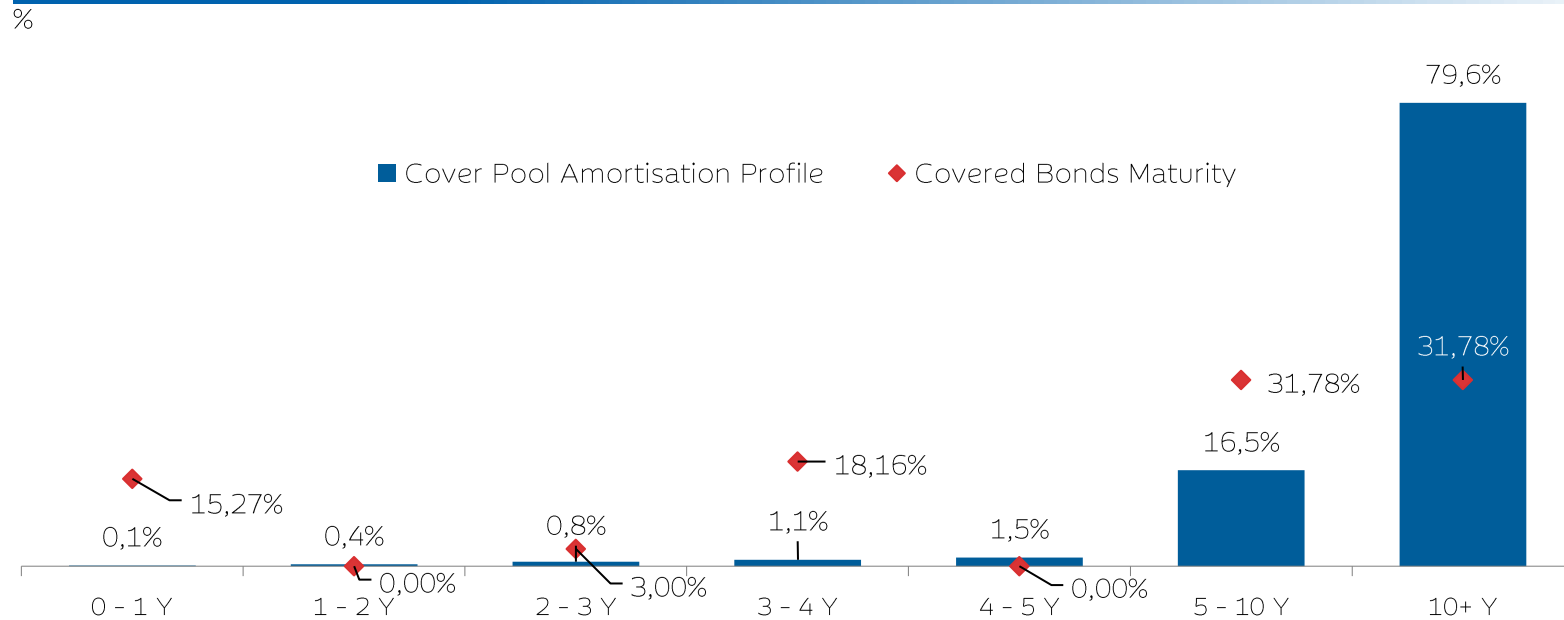
Residential and commercial – Breakdown by region

	Residential	Commercial	Total
MADRID	32,2%	26,8%	32,0%
ARAGON	22,7%	25,3%	22,8%
CATALUÑA	9,8%	13,6%	10,0%
C. VALENCIANA	8,1%	7,9%	8,0%
ANDALUCIA	6,5%	7,3%	6,5%
CASTILLA-LA MANCHA	4,8%	4,4%	4,8%
LA RIOJA	2,7%	2,6%	2,7%
CASTILLA Y LEON	4,1%	3,8%	4,1%
EXTREMADURA	3,3%	3,2%	3,3%
MURCIA	1,1%	1,3%	1,1%
GALICIA	1,4%	1,0%	1,4%
ASTURIAS	0,7%	0,7%	0,7%
NAVARRA	0,7%	0,5%	0,7%
CANARIAS	0,5%	0,8%	0,5%
PAIS VASCO	0,4%	0,4%	0,4%
BALEARES	0,7%	0,2%	0,6%
CANTABRIA	0,3%	0,0%	0,3%



Residential and commercial – Maturity structure

Covered Bonds Maturity Structure



iberCaja 

EL BANCO
DEL
vamos